



ગ્રામીણ કૃષિ મૌસમ સેવા  
હવામાન આગાહી આધારીત કૃષિસલાહ બુલેટીન  
ઉત્તર સૌરાષ્ટ્ર ખેત આબોહવાકીય વિભાગ  
તા.૧૪-૦૧-૨૦૨૦ થી તા.૧૮-૦૧-૨૦૨૦



(ગ્રામીણ કૃષિ મૌસમ સેવા, સૂકી ખેતી સંશોધન કેન્દ્ર, જી.કૃ.યુ., તરઘડિયા અને ભારત મૌસમ વિભાગ દ્વારા સંપન્ન)

કૃષિ હવામાન બુલેટીન નં. ૮૩/૨૦૨૦

પાછલા અઠવાડિયાનું રાજકોટનું હવામાન

હવામાન પરિબલો	
વરસાદ(મી.મી)	0.0
મહત્તમ તાપમાન (સે.ગ્રે)	22.9-30.9
લઘુતમ તાપમાન (સે.ગ્રે)	6.9-15.9
ભેજ(%) સવાર	62-87
ભેજ(%) બપોરબાદ	33-78
પવનની ગતિ (કિમી/કલાક)	4.4-7.9

હવામાન આગાહી: પત્રક-ક

ઉત્તરસૌરાષ્ટ્ર ખેત આબોહવાકીય વિભાગ-હવામાન આગાહી

તા.૧૪-૦૧-૨૦૨૦ થી ૧૮-૦૧-૨૦૨૦

કૃષિ સલાહ:

સામાન્ય	<p>➤ ભારત સરકારશ્રીના હવામાન ખાતા તરફથી મળેલ હવામાન માહિતી અનુસાર અત્રેના ગ્રામીણકૃષિ મૌસમ સેવા વિભાગ, જુનાગઢ કૃષિ યુનિવર્સિટી, તરઘડિયા તરફથી જણાવવામાં આવે છે કે, ઉત્તર સૌરાષ્ટ્ર ખેત આબોહવાકીય વિસ્તારના</p> <p>રાજકોટ: જીલ્લામાં આગામી તા.૧૪-૦૧-૨૦૨૦ થી તા.૧૮-૦૧-૨૦૨૦ દરમિયાન હવામાન સૂકું, ઠંડુ અને મોટાભાગે ચોખ્ખું રહેશે. તા. ૧૪ ના રોજ હળવા વરસાદી છાંટા થવાની શક્યતા છે. પવનની દિશા વાયવ્ય, ઈશાન, પૂર્વ અને પશ્ચિમની રહેવાની અને પવનની ઝડપ ૯ થી ૧૭ કીમી/કલાક રહેવાની શક્યતા છે. આ સમય ગાળામાં મહત્તમ તાપમાન દિવસ દરમિયાન ૨૫-૨૮ ડીગ્રી સેલ્શીયસ જેટલું તેમજ લઘુતમ તાપમાન રાત્રી દરમિયાન ૧૪-૧૭ ડીગ્રી સેલ્શીયસ જેટલું રહેવાની સંભાવના છે.</p>				
તારીખ	દિવસ-૧	દિવસ-૨	દિવસ-૩	દિવસ-૪	દિવસ-૫
પેરામીટર	૧૪-૦૧-૨૦	૧૫-૦૧-૨૦	૧૬-૦૧-૨૦	૧૭-૦૧-૨૦	૧૮-૦૧-૨૦
વરસાદ(મી.મી)	4	0	0	0	0
મહત્તમતાપમાન (સે.ગ્રે)	28	27	26	26	25
લઘુતમતાપમાન (સે.ગ્રે)	17	16	14	14	14
વાદળનીસ્થિતિ(ઓક્ટા)	1	0	0	0	0
મહત્તમભેજ(%) સવાર	81	52	50	52	41

લઘુતમભેજ (%) બપોરબાદ	38	28	25	28	19
પવનનીગતિ(કિમી/કલાક)	9	13	17	14	11
પવનનીદિશા(ડીગ્રી)	327	33	309	70	261

**મોરબી :** જીલ્લામાં આગામી તા.૧૪-૦૧-૨૦૨૦ થી તા.૧૮-૦૧-૨૦૨૦ દરમ્યાન હવામાન સુકું, ઠંડુ અને મોટાભાગે ચોખ્ખું રહશે. પવનની દિશા ઉતર, દક્ષિણ, પશ્ચિમ, નૈઋત્યની રહેવાની અને પવનની ઝડપ ૪ થી ૭ કીમી/કલાક રહેવાની શક્યતા છે. આ સમય ગાળામાં મહત્તમ તાપમાન દિવસ દરમ્યાન ૨૫-૨૮ ડીગ્રી સેલ્શીયસ જેટલું તેમજ લઘુત્તમ તાપમાન રાત્રી દરમ્યાન ૧૪-૧૭ ડીગ્રી સેલ્શીયસ જેટલું રહેવાની સંભાવના છે.

તારીખ	દિવસ-૧	દિવસ-૨	દિવસ-૩	દિવસ-૪	દિવસ-૫
પેરામીટર	૧૪-૦૧-૨૦	૧૫-૦૧-૨૦	૧૬-૦૧-૨૦	૧૭-૦૧-૨૦	૧૮-૦૧-૨૦
વરસાદ(મી.મી)	0	0	0	0	0
મહત્તમતાપમાન (સે.ગ્રે)	28	27	26	26	25
લઘુત્તમતાપમાન (સે.ગ્રે)	17	16	14	14	14
વાદળનીસ્થિતિ(ઓકટા)	1	0	0	0	0
મહત્તમભેજ(%) સવાર	75	55	64	69	56
લઘુત્તમભેજ (%) બપોરબાદ	45	35	36	31	32
પવનનીગતિ(કિમી/કલાક)	5	7	7	7	4
પવનનીદિશા(ડીગ્રી)	342	184	285	186	231

**જામનગર:** જીલ્લામાં આગામી તા.૧૪-૦૧-૨૦૨૦ થી તા.૧૮-૦૧-૨૦૨૦ દરમ્યાન હવામાન સુકું, ઠંડુ અને મોટાભાગે ચોખ્ખું રહશે. પવનની દિશા વાયવ્ય, ઈશાન, દક્ષિણ અને ઉત્તરની રહેવાની અને પવનની ઝડપ ૧૨ થી ૨૪ કીમી/કલાક રહેવાની શક્યતા છે. આ સમય ગાળામાં મહત્તમ તાપમાન દિવસ દરમ્યાન ૨૪-૨૬ ડીગ્રી સેલ્શીયસ જેટલું તેમજ લઘુત્તમ તાપમાન રાત્રી દરમ્યાન ૧૪-૧૫ ડીગ્રી સેલ્શીયસ જેટલું રહેવાની સંભાવના છે.

તારીખ	દિવસ-૧	દિવસ-૨	દિવસ-૩	દિવસ-૪	દિવસ-૫
પેરામીટર	૧૪-૦૧-૨૦	૧૫-૦૧-૨૦	૧૬-૦૧-૨૦	૧૭-૦૧-૨૦	૧૮-૦૧-૨૦
વરસાદ(મી.મી)	0	0	0	0	0
મહત્તમતાપમાન (સે.ગ્રે)	25	26	25	24	24
લઘુત્તમતાપમાન (સે.ગ્રે)	15	15	14	14	14
વાદળનીસ્થિતિ(ઓકટા)	1	0	0	0	0
મહત્તમભેજ(%) સવાર	78	55	53	53	42
લઘુત્તમભેજ (%) બપોરબાદ	42	35	34	33	26
પવનનીગતિ(કિમી/કલાક)	12	14	24	18	14
પવનનીદિશા(ડીગ્રી)	327	29	158	18	167

**દેવભૂમિ દ્વારકા:** જીલ્લામાં આગામી તા.૧૪-૦૧-૨૦૧૯ થી તા.૧૮-૦૧-૨૦૨૦ દરમ્યાન હવામાન સુકું, ઠંડુ અને મોટાભાગે ચોખ્ખું રહશે. પવનની દિશા વાયવ્ય, ઈશાન, પૂર્વ, ઉતર અને અગ્નિની રહેવાની અને

પવનની ઝડપ ૯ થી ૨૩ કીમી/કલાક રહેવાની શક્યતા છે. આ સમય ગાળામાં મહત્તમ તાપમાન દિવસ દરમ્યાન ૨૫-૨૬ ડીગ્રી સેલ્શીયસ જેટલું તેમજ લઘુત્તમ તાપમાન રાત્રી દરમ્યાન ૧૫-૧૬ ડીગ્રી સેલ્શીયસ જેટલું રહેવાની સંભાવના છે.

તારીખ	દિવસ-૧	દિવસ-૨	દિવસ-૩	દિવસ-૪	દિવસ-૫
પેરામીટર	૧૪-૦૧-૨૦	૧૫-૦૧-૨૦	૧૬-૦૧-૨૦	૧૭-૦૧-૨૦	૧૮-૦૧-૨૦
વરસાદ(મી.મી)	0	0	0	0	0
મહત્તમતાપમાન (સે.ગ્રે)	26	26	25	25	25
લઘુત્તમતાપમાન (સે.ગ્રે)	16	16	15	15	15
વાદળનીસ્થિતિ(ઓકટા)	1	0	0	0	0
મહત્તમભેજ(%) સવાર	79	57	52	52	40
લઘુત્તમભેજ (%) બપોરબાદ	43	37	35	33	26
પવનનીગતિ(કિમી/કલાક)	9	13	23	18	12
પવનનીદિશા(ડીગ્રી)	319	31	105	8	154

અમરેલી: જીલ્લામાં આગામી તા.૧૪-૦૧-૨૦૨૦ થી તા.૧૮-૦૧-૨૦૨૦ દરમ્યાન હવામાન સુકું, ઠંડુ અને મોટાભાગે ચોખ્ખું રહશે. પવનની દિશા પશ્ચિમ, પૂર્વ, ઉત્તર અને નૈઋત્યની રહેવાની અને પવનની ઝડપ ૧૩ થી ૧૯ કીમી/કલાક રહેની શક્યતા છે. આ સમય ગાળામાં મહત્તમ તાપમાન દિવસ દરમ્યાન ૨૬-૨૮ ડીગ્રી સેલ્શીયસ જેટલું તેમજ લઘુત્તમ તાપમાન રાત્રી દરમ્યાન ૧૩-૧૭ ડીગ્રી સેલ્શીયસ જેટલું રહેવાની સંભાવના છે.



તારીખ	દિવસ-૧	દિવસ-૨	દિવસ-૩	દિવસ-૪	દિવસ-૫
પેરામીટર	૧૪-૦૧-૨૦	૧૫-૦૧-૨૦	૧૬-૦૧-૨૦	૧૭-૦૧-૨૦	૧૮-૦૧-૨૦
વરસાદ(મી.મી)	0	0	0	0	0
મહત્તમતાપમાન (સે.ગ્રે)	28	27	26	26	26
લઘુત્તમતાપમાન (સે.ગ્રે)	17	16	15	14	13
વાદળનીસ્થિતિ(ઓકટા)	1	0	0	0	1
મહત્તમભેજ(%) સવાર	85	53	49	49	41
લઘુત્તમભેજ(%) બપોરબાદ	45	31	25	25	20
પવનનીગતિ(કિમી/કલાક)	13	15	19	17	16
પવનનીદિશા(ડીગ્રી)	284	108	344	233	253






સુરેન્દ્રનગર: જીલ્લામાં આગામી તા.૧૪-૦૧-૨૦૨૦ થી તા.૧૮-૦૧-૨૦૨૦ દરમ્યાન હવામાન સુકું, ઠંડુ અને મોટાભાગે ચોખ્ખું રહશે. પવનની દિશા નૈઋત્ય, પૂર્વ, પશ્ચિમ અને અગ્નિની રહેવાની અને વનની ઝડપ ૧૦ થી ૨૧ કીમી/કલાક રહેવાની શક્યતા છે. આ સમય ગાળામાં મહત્તમ તાપમાન દિવસ દરમ્યાન ૨૫-૨૮ ડીગ્રી સેલ્શીયસ જેટલું તેમજ લઘુત્તમ તાપમાન રાત્રી દરમ્યાન ૧૪-૧૭ ડીગ્રી સેલ્શીયસ જેટલું રહેવાની સંભાવના છે.



તારીખ	દિવસ-૧	દિવસ-૨	દિવસ-૩	દિવસ-૪	દિવસ-૫
પેરામીટર	૧૪-૦૧-૨૦	૧૫-૦૧-૨૦	૧૬-૦૧-૨૦	૧૭-૦૧-૨૦	૧૮-૦૧-૨૦

વરસાદ(મી.મી)	0	0	0	0	0
મહત્તમતાપમાન (સે.ગ્રે)	28	27	26	26	25
લઘુત્તમતાપમાન (સે.ગ્રે)	17	16	14	14	14
વાદળનીસ્થિતિ(ઓકટા)	1	0	0	0	0
મહત્તમભેજ(%) સવાર	77	53	51	52	40
લઘુત્તમભેજ(%) બપોરબાદ	43	29	30	31	21
પવનનીગતિ(કિમી/કલાક)	10	16	21	17	13
પવનનીદિશા(ડીગ્રી)	207	98	254	156	204

- ૧૪ થી ૧૮-જાન્યુઆરી-૨૦૨૦ દરમ્યાન હવામાન સુકું, ઠંડુ અને મોટાભાગે ચોખ્ખું રહશે. રાજકોટ જીલ્લામાં તા. ૧૪ ના રોજ હળવા વરસાદી છાંટા પડવાની શક્યતા છે. પવનની દિશા પૂર્વ, ઉત્તર, વાયવ્ય અને પશ્ચિમની મોટાભાગે રહેવાની અને પવનની ઝડપ ૪ થી ૨૪ કીમી/કલાક રહેવાની શક્યતા છે. આ સમયગાળામાં મહત્તમ તાપમાન દિવસ દરમ્યાન ૨૪-૨૮ ડીગ્રી સેલ્શીયસ જેટલું તેમજ લઘુત્તમ તાપમાન રાત્રી દરમ્યાન ૧૩-૧૭ ડીગ્રી સેલ્શીયસ જેટલું રહેવાની સંભાવના છે.
- હાલની વાદળછાયા અને માવઠાની હવામાન પરિસ્થિતિમાં જીરું અને ઘાણાનાં પાકમાં કાળીયો અને રાખીડી રોગનો ઉપદ્રવ નાં થાય તે માટે પિયત આપવાનું હાલ પુરતું મુલતવી રાખવું. તેમજ પાયરાકલોસ્ટ્રોબિન અને ઈપોક્ષીકોનાઝોલ ૧૫ ગ્રામ દવાના તૈયાર મિશ્રણને ૧૫ લીટરના એક પંપમાં મિશ્ર કરી છંટકાવ કરવો.
- તેમજ જીરું, ઘાણા, લસણ અને ડુંગરીના પાકમાં થ્રીપ્સ અને મોલોનો ઉપદ્રવ વધવાની શક્યત હોય પાકનું સતત નિરિક્ષણ કરતા રહેવું અને જરૂર જણાયે ભલામણ મુજબના નિયંત્રણ પગલા લેવા.

મુખ્ય પાક	પાક અવસ્થા	રોગ/જીવાત/જાત	કૃષિ સલાહ (૧૦ લીટરપાણીમાં મિશ્ર કરી ભલામણ કરેલ દવા છાંટવી )
લસણ	વૃદ્ધિ	થ્રીપ્સ,  પાનની ટોચનો સુકારો 	<ul style="list-style-type: none"> <li>➤ લસણના પાકમાં થ્રીપ્સના નિયંત્રણ માટે લીબોળીનું તેલ ૫૦મિલિ અથવા લીબોળીના મીંજનું ૫ ટકા અર્કનું દ્રાવણ ૫૦૦ મીલી અને પ્રોફેનોફોસ ૩૦ મિલી અથવા લેમ્બ્ડા સાયહેલોથ્રીન ૧૦ મિલી દવાને ૧૦ લીટર પાણીમાં મિશ્ર કરીને છંટકાવ કરવો. અતિ ઉપદ્રવ હોય તો સ્પીનોસાઇ ૪ મિલી/૧૦ લીટર પાણીમાં મિશ્ર કરી છંટકાવ કરવો.</li> <li>➤ લસણના પાકમાં પાન પીળા પડતા અટકાવવા મેન્ડોઝેબ ૨૭ ગ્રામ અથવા કાર્બેન્ડાઝીમ ૧૦ ગ્રામ પ્રતિ ૧૦ લીટર પાણીમાં નાખીને છંટકાવ કરવો.</li> <li>➤ જમીનની પ્રત મુજબ ૧૦-૧૨ દિવસે પિયત આપવું. યુરિઆ ખાતર ૫૪ કી.ગ્રા. પ્રતિ હેક્ટર વાવેતર બાદ ૩૦-૩૫ દિવસે આપવું.</li> <li>➤ લસણ પીળું પડે નહિ તે માટે વધારે પડતું પિયત આપવું નહિ.</li> </ul>
ચણા	વૃદ્ધિ/ફૂલ/પોપટા	લીલી અને લશ્કરી ઈયળ	<p>ચણાના પાકમાં લીલી અને લશ્કરી ઈયળના નિયંત્રણ માટે પક્ષીઓને બેસવા માટે ' T ' આકારના બેલાખડા મુકવા. જો વધુ ઉપદ્રવ જણાય તો ક્વીનાલફોસ ૨૦ મિલી અથવા એમામેકટીન બેન્ઝોએટ ૬.૫ ગ્રામ ૧૦ લીટર પાણીમાં કરીને છંટકાવ કરવો. તેમજ લીબોળીનું તેલ ૫૦મિલિ અથવા લીબોળીના મીંજનું ૫ ટકા અર્કનું દ્રાવણ ૫૦૦ મીલી ૧૦ લીટર પાણીમાં કરીને છંટકાવ કરવો.</p> <p>પાનના સુકારાના નિયંત્રણ માટે ડાયથેન એમ ૪૫, ૨૭ ગ્રામ ૧૦ લીટર પાણીમાં મિશ્ર કરીને છંટકાવ કરવો.</p>

			
<b>ધાણા</b>	ફૂલ	શ્રીપ્સ અને મોલો રાખોડીના નિયંત્રણ	શ્રીપ્સ અને મોલોના ના નિયંત્રણ માટે લીબોળીનું તેલ ૫૦મિલિ અથવા લીબોળીના મીજનું ૫ ટકા અર્કનું દ્રાવણ ૫૦૦ મીલી અને થાયોમીથોક્ઝામ ૫ ગ્રામ ૧૦ લીટર પાણીમાં કરીને છંટકાવ કરવો. રાખોડીના નિયંત્રણ હેકઝાકોનાઝોલ ૧૫ મિલી દવા ૧૦ લીટર પાણીમાં મિશ્ર કરીને ૧૫ દિવસના અન્તરે છંટકાવ કરવો.
<b>જીરું</b>	ફૂલ	શ્રીપ્સ ચરમી અને રાખોડી  સુકારો 	જીરુંના પાકમાં શ્રીપ્સના નિયંત્રણ માટે લીબોળીનું તેલ ૫૦મિલિ અથવા લીબોળીના મીજનું ૫ ટકા અર્કનું દ્રાવણ ૫૦૦ મીલી અને થાયોમીથોક્ઝામ ૫ ગ્રામ ૧૦ લીટર પાણીમાં કરીને છંટકાવ કરવો. જીરુંના પાકમાં તેમજ ચરમીનો ઉપદ્રવ ન થાય તે માટે ડાયથેન એમ ૪૫, ૨૭ ગ્રામ અને હેકઝાકોનાઝોલ ૧૫ મિલી દવા વારાફરતી ૧૦ લીટર પાણીમાં મિશ્ર કરીને ૧૫ દિવસના અન્તરે છંટકાવ કરવો.  જીરુંના ઉભા પાકમાં સુકારાના નિયંત્રણ માટે પિયત આપવાનું બંધ કરવું. 
<b>ઘઉં</b>	ફૂટ/ગાભ		-
<b>રાયડો</b>	ફૂલ	રાય વરુણા, ગુજરાત -૩ અને ૪	શ્રીપ્સ અને મોલોના ના નિયંત્રણ માટે લીબોળીનું તેલ ૫૦મિલિ અથવા લીબોળીના મીજનું ૫ ટકા અર્કનું દ્રાવણ ૫૦૦ મીલી અને થાયોમીથોક્ઝામ ૫ ગ્રામ ૧૦ લીટર પાણીમાં કરીને છંટકાવ કરવો.
<b>કપાસ</b>	કપાસની વીણી	<b>ગુલાબી ઇયળ</b> ગુલાબી ઇયળનાં નિયંત્રણ માટે તેમજ પિયત આપવું નહિ. બીજો ફાલ લેવો નહિ. છેલ્લી વીણી પછી ઘેટા બકરા ચરાવવા. જેથી ખુલ્યા વગરના <b>ગુલાબી ઇયળના</b>	

		<p>નુકશાન વાળા જીંડવા અને અન્ય કચરો નાશ પામે. ત્યારબાદ કરાંઠી સળગાવવી નહિ પરંતુ રોટાવેટર/મોબાઈલ ચોપરથી નાના ટુકડા કરી જમીનમાં દાંટી દેવા જેથી જમીન સેન્દ્રિય તત્વનો ઉમેરો થવાથી સુંક્ષ્મ જીવોની સંખ્યા વધશે અને જમીનના સ્વાસ્થ્યમાં સુધારો થશે. અથવા કરાંઠી ભેગી કરી શ્રેદરથી નાના ટુકડા કરીને છાણ, યુરિયા, કમ્પોસ્ટ કલ્ચર ઉમેરી દેશી(સેન્દ્રિય) ખાતર બનાવવું.</p>	
			
દિવેલા	વૃદ્ધિ/ફૂલ/ગડ	<p>લીલી પોપટી, સફેદ માખી</p> <p>ગડની ઈયળ</p>	<ul style="list-style-type: none"> <li>➤ સફેદ માખી અને લીલી પોપટીનો વધુ ઉપદ્રવ જોવા મળે છે. જેના નિયંત્રણ માટે એસીટામાપ્રીડ ૨૦ ટકા ૫ ગ્રામ અને ઈમીડાક્લોપ્રીડ ૩૦.૫ % ૩ મિલી સાથે લીંબોળીનું તેલ ૫૦ મીલી અથવા લીંબોળીના મીંજનું ૫ ટકા અર્કનું દ્રાવણ ૫૦૦ મીલી/૧૦ લિટર પાણીમાં મિશ્ર કરી છંટકાવ કરવો.</li> <li>➤ ગડની ઈયળના નિયંત્રણ માટે ક્લોરાનટ્રાનીલીપ્રોલ ૧૮.૫ એસ.સી (રીનાક્ષીપાયર) દવા ૩ મિલી અથવા ડીડીવીપી ૭૬ ઈસી ૭ મિલી ૧૦ લિટર પાણીમાં મિશ્ર કરીને છંટકાવ કરવો.</li> </ul>
ડુંગળી	રોપણી/વૃદ્ધિ વિકાસ	<p>શ્રીપ્સ, પાનનો સુકારો</p> <p>જાંબલી ધાબા</p> 	<ul style="list-style-type: none"> <li>➤ શ્રીપ્સના નિયંત્રણ માટે લીંબોળીનું તેલ ૫૦મિલિ અથવા લીંબોળીના મીંજનું ૫ ટકા અર્કનું દ્રાવણ ૫૦૦ મીલી અને પ્રોફેનોફોસ ૩૦ મિલી અથવા લેમ્બડા સાયહેલોથ્રીન ૧૫ મિલી દવાને ૧૦ લિટર પાણીમાં મિશ્ર કરીને છંટકાવ કરવો. અતિ ઉપદ્રવ હોય તો સ્પીનોસાદ ૪ મિલી/૧૦ લિટર પાણીમાં મિશ્ર કરી છંટકાવ કરવો.</li> <li>➤ ડુંગળીના પાકમાં જાંબલી ધાબાના રોગના નિયંત્રણ માટે મેન્કોઝેબ ૨૭ ગ્રામ અથવા ક્લોરોથેલોનીલર૭ ગ્રામ અથવા ફોઝેટાઈલ ૨૦ ગ્રામના ૧૫ દિવસના અંતરે ત્રણ છંટકાવ કરવા.</li> <li>➤ નાઈટ્રોજન યુક્ત એમોનિયમ સલ્ફેટ ખાતરનો પુરતી ડોઝ ૩૦ કીલો ગ્રામ પ્રતિ હે. આપવો.</li> </ul>
તુવેર	ફૂલ/શીંગ/દાણા ભરાવવા	શીંગ માખી	કવીનાલફોસ ૨૦ મિલી અથવા ડીડીવીપી ૫ મિલી ૧૦ લિટર પાણીમાં મિશ્ર કરીને છંટકાવ કરવો. તેમજ લીંબોળીનું તેલ ૫૦મિલિ અથવા લીંબોળીના મીંજનું ૫ ટકા અર્કનું દ્રાવણ ૫૦૦ મીલી ૧૦ લિટર પાણીમાં કરીને છંટકાવ કરવો.
કોબી અને ફલાવર	વૃદ્ધિ/દડા	હિરા ફૂદુ	કોબી અને ફલાવરમાં હિરાફૂદાના નિયંત્રણ માટે સ્પીનોસાદ ૩ મિલી/૧૦ લિટર પાણીમાં મિશ્ર કરી છંટકાવ કરવો.
રોંગણી અને ટમેટી	ફૂલ/ફળ	તડતડીયા અને સફેદ માખી	<ul style="list-style-type: none"> <li>➤ તડતડીયા અને સફેદ માખીના નિયંત્રણ માટે લીંબોળીનું તેલ ૫૦ મિલિ અથવા લીંબોળીના મીંજનું ૫ ટકા અર્કનું દ્રાવણ ૫૦૦ મીલી અને ડાયફેનથાયુરોન ૫૦ ટકા વે.પા. ૧૬ ગ્રામ અથવા ટ્રાયઝોફોસ ૪૦ ઈસી ૨૫ મિ.લી. દવાને ૧૦ લિટર પાણીમાં મિશ્ર કરીને છંટકાવ કરવો.</li> <li>➤ ફળ અને ડોકાની ઈયળોનો ઉપદ્રવ હોય તો નુકશાન પામેલ ફળ અને ડોકા તોડીને જમીનમાં દાંટી દેવા અને ક્લોરાનટ્રાનીલીપ્રોલ</li> </ul>
		ડુંખ અને→ ફળ કોરી ખાનાર	

		ઈયળ પાન કથીરી	૧૮.૫ એસ.સી (રીનાક્ષીપાયર) દવા ૩ મિલી અથવા ડીડીવીપી ૭૬ ઈસી મિલી ૧૦ લીટર પાણીમાં મિશ્ર કરીને છંટકાવ કરવો. ➤ જો પાનકથીરીનો ઉપદ્રવ હોય તો પ્રોપરગાઈટ ૫૭ ઈ.સી. ૧૫ મિલી પ્રતિ પંપ છંટકાવ કરવો.
મરચી	વૃદ્ધિ/ફુલ/ફળ	શ્રીપ્સ, સફેદ માખી  કાલવ્રણ → 	➤ પ્રોફેનોફોસ ૨૦ મીલી અને લીબોળીનું તેલ ૫૦ મિલી અથવા લીબોળીના મીજનું ૫ ટકા અર્કનું દ્રાવણ ૫૦૦ મિલી ૧૦ લી. પાણીમાં મિશ્ર કરી છંટકાવ કરવો. શ્રીપ્સનો વધુ ઉપદ્રવ હોય તો સ્પીનોસાદ અથવા સ્પીનેટોરમ દવા ૫ મિલી. પ્રતિ પંપ છાંટવી. ➤ કાલવ્રણ રોગના નિયંત્રણ માટે મેન્કોઝેબ ૨૭ ગ્રામ અથવા ક્લોરોથેલોનીલ ૨૭ ગ્રામ અથવા ફોઝેટાઈલ ૨૦ ગ્રામના ૧૫ દિવસના અંતરે ત્રણ છંટકાવ કરવા.
લીંબુ	ફળનો વિકાસ	પાન કથીરી   સાયલા અને શ્રીપ્સ  બદામી ટપકાં પાનકોરીયુ	લીંબુના બગીચામાં પાન કથીરીનો ઉપદ્રવ વધુ હોય તો તેના નિયંત્રણ માટે પ્રોપરગાઈટ દવા ૧૦ મિલી ૧૦ લીટર પાણીમાં મિશ્ર કરી છંટકાવ કરવો.  લીંબુમાં સાયલા અને શ્રીપ્સ તેના નિયંત્રણ માટે ઈમીડાક્લોપ્રીડ ૩૦.૫ ટકા ૫ મીલી અને લીબોળીનું તેલ ૫૦ મીલી અથવા લીબોળીના મીજનું ૫ ટકા અર્કનું દ્રાવણ ૫૦૦ મીલી/૧૦ લિટર પાણીમાં મિશ્ર કરી છંટકાવ કરવો. વધુ ઉપદ્રવ હોય તો ટ્રાયઝોફોસ ૪૦ ટકા ૨૦/૧૦ લિટર પાણીમાં મિશ્ર કરી છંટકાવ કરવો.     બદામી ટપકાના નિયંત્રણ માટે કોપર ઓક્ઝીક્લોરાઈડ ૪૦ ગ્રામ અને ૧.૫ ગ્રામ સ્ટ્રેપ્ટોસાયક્લીનના બે છંટકાવ ૧૫ દિવસના ગળે કરવા. પાનકોરીયુના નિયંત્રણ માટે ડીડીવીપી ૧૦ મી.લી. ૧૦ લિટર પાણીમાં મિશ્ર કરીને છાંટવી.
આંબો	ફૂલ	મધીયો અને મગીયાની ઈયળ	આંબામાં મધીયો અને મગીયાની ઈયળના નિયંત્રણ માટે ઈમીડાક્લોપ્રીડ ૫ મિલી ૧૦ લી.પાણીમાં મિશ્ર કરી છંટકાવ કરવો.

		<p>ભુકીછારો/રાખોડી</p>	 <p>આંબામાં ભુકીછારો/રાખોડીના નિયંત્રણ માટે હેક્ઝાકોનાઝોલ ૧૫ મિલી ૧૦ લી.પાણીમાં મિશ્ર કરી છંટકાવ કરવો.</p> 
<p>પશુ/મરઘા</p> 	<p>પ્રજીવથી થતા રોગોની ચકાસણી કરાવવી. ઈતરડીના નિયંત્રણ માટે ડેલ્ટામેથ્રીન અથવા એમીટ્રાઝ ૨ મી.લી. ૧ લીટર પાણીમાં નાખીને છાંટવી. વિટામીન એ તથા ડી પુરકો આપવા. કરમિયાની દવા આપવી તથા ઉછરતા પશુઓમાં બૃસેલ્વા કાફલુંડનું રસીકરણ કરાવવું. પશુને ૬ થી ૮ કી.ગ્રા. સુકો અને ૧૫ થી ૨૦ કી.ગ્રા. લીલો ચારો આપવો. દુધાળા પશુઓને પ્રતિ લીટર દુધની ઊપજ હોય તેમને નિયમિત ૧ કી.ગ્રા. ફીડ + ૫૦ ગ્રામ ખનીજ તત્ત્વોનું મિશ્રણ આપવું. દુધાળા પશુઓને હુંફાળું ગરમ પાણી પીવા માટે આપવું. તેમજ માખીઓના ઉપદ્રવથી બચવા ફીનાઈલ છાંટવું.</p>		

જુફ્યુ/ટેકનિકલ ઓફિસર.(સુખે)/એગ્રોમેટ/બુલેટીન/ /૨૦૨૦  
તરઘડિયા(રાજકોટ), તારીખ: ૧૩/૦૧/૨૦૨૦.

પ્રતિ,  
તંત્રીશ્રી/ડાયરેક્ટરશ્રી,  
રાજકોટ,

ઉપરોક્ત માહિતી આપના દૈનિક સમાચાર પત્રોમાં, રેડીયોમાં ગામના ચોરાના કાર્યક્રમમાં તથા ટીવીના ગ્રામ્ય કાર્યક્રમમાં વિના મૂલ્યે પ્રસિધ્ધ કરાવવા નમ્ર વિનતી છે. સહકારની અપેક્ષા સહ આભાર.

ટેકનીકલ ઓફિસર  
સુકી ખેતીસંશોધન કેન્દ્ર  
જુનાગઢ કૃષિ નિવર્સિટી  
તરઘડીયા





**Gramin Krushi Mausam Seva**  
**Main Dry Farming Research Station**  
**Junagadh Agricultural University**  
**Targhadia (Rajkot) - 360 003**  
**Phone: (0281)2784260(O), 2331686(R)**  
**Fax : (0281)2784722, Cell :94269 38235**



**Agro met Advisory Service bulletin No.83-for the Rajkot district**

(Issued jointly by DFRS, J.A.U., Targhadia (Rajkot) and India Meteorological Department)  
 (Period 14 to 18-January- 2020)

**Significant past weather for the preceding week of Rajkot**

Rainfall (mm)	
Maximum temperature (°C )	22.9-30.9
Minimum temperature (°C )	6.9-15.9
Relative Humidity (%) I	62-87
Relative Humidity (%) II	33-78
Wind speed (Kmph)	4.4-7.9




**Weather forecast until 08-30 hrs. of 18/01/2020**





**(1) RAJKOT DISTRICT:**




	14/01/20	15/01/20	16/01/20	17/01/20	18/01/20
Rainfall (mm)	4	0	0	0	0
Max.Temp.(°C)	28	27	26	26	25
Min.Temp.(°C)	17	16	14	14	14
Total CC (octa)	1	0	0	0	0
RH-I (%)	81	52	50	52	41
RH-II (%)	38	28	25	28	19
Wind Speed (kmph)	9	13	17	14	11
Wind Direction(deg.)	327	33	309	70	261







**Agro meteorological Advisories:**

<b>General Advice</b>	<ul style="list-style-type: none"> <li>• <b>Rain fall: Dry, cold and Mainly clear to clear weather &amp; Light rainfall during 14-January forecasted next five days.</b></li> <li>• <b>Temperature:</b> Maximum and minimum temperature likely to be in range of 25-28°C and 14-17°C, respectively.</li> <li>• <b>Relative Humidity:</b> The RH-I and RH-II is likely to be in the range of 41-81% &amp; 19-38, respectively.</li> <li>• <b>Wind Direction and Speed:</b> Direction and speed of wind is likely to be NW, NE, E, W and 9-17 km/h, respectively.</li> <li>• <b>Due to humid and cloudy weather with possibility of isolated light rain farmers are advised to postpone irrigation in cumin and coriander prevent blight and</b></li> </ul>
-----------------------	---

	<p><b>powdery mildew. Carry out spraying of ready mixture of Pyraclostrobin and Epoxyconazole 10 gm/10 litre of water.</b></p> <ul style="list-style-type: none"> <li><b>Also there are chances of increase infestation of heliothis in chick pea, thrips and aphid in cumin &amp; coriander and yellowing of leaf and tip burning in garlic and onion, so monitor the crop accordingly and if require took control measures as per recommendation.</b></li> </ul>		
<b>Crops</b>	<b>Stage</b>	<b>Insect/Pest/Variety</b>	<b>Advisory</b>
<b>Garlic</b>	Vegetative growth	<p>Thrips and</p>  <p>leaf blight (yellowing)</p> 	<p><b>For thrips control spray neem seed extract 5% and make alternative sprays of profenofos 20 ml and lambda-cyhalothrin 14 ml in 10 liters of water at 10 days interval.</b></p> <p><b>To prevent leaf blight (yellowing) disease infestation in garlic spray Mencozeb 27 gm in 10 liters of water at 10 days interval as precautionary measure.</b></p> <p><b>Do not over irrigate to prevent leaf yellowing disease.</b></p>
<b>Chick pea</b>	Flowering/pod formation	<p>Monitor the crop regularly for prodenia and heliothes infestation</p> 	<p>Under present weather condition heliothes infestation observed in chickpea. So, Monitor the crop regularly for heliothes and prodenia infestation.</p> <ul style="list-style-type: none"> <li>• “T” shaped bird perches in and around crop field to be installed for natural controlling the insect population.</li> <li>• Spray <b>neem seed extract</b> 5 % or neem seed oil 50 ml in 10 liters of water.</li> <li>• If infestation cross ETL spray 3 ml <b>Spinosad</b> in 10 liters of water.</li> <li>• <b>Also to prevent blight disease infestation spray Mencozeb 27 gm in 10 liters of water at 10 days interval as precautionary measure.</b></li> <li>• Irrigate gram crop at flowering stage.</li> </ul>

<p><b>Cumin</b></p>	<p>Growth/Flowering</p>	<p><b>Aphid and thrips</b></p> <p><b>Blight and Powery mildew</b></p>  <p><b>Wilt</b></p> 	<p>Under present weather condition attack of thrips and aphids has been reported spray <b>Acetamiprid 5 gm</b>/10 liters of water.</p> <p>Under present weather condition spray <b>Hexaconazole</b> 15 ml/10 liters of water to prevent blight and powdery mildew infestation.</p>  <p>Stop irrigation to prevent further infection in standing crop.</p> 
<p><b>Coriander</b></p>	<p>Flowering</p>	<p>Thrips and Jassids</p>	<p>To control sucking pest spray <b>neem seed extract</b> 5 % or neem seed oil 50 ml and 15 gm <b>Acepahte</b> in 10 litres of water.</p> <p><b>Under present weather condition spray Hexaconazole 15 ml/10 liters of water to prevent blight and powdery mildew infestation.</b></p>
<p><b>Wheat</b></p>	<p>Flowering</p>	<p>-</p>	<p>Apply irrigation at critical stage without stress.</p>
<p><b>Cotton</b></p>	<p>Picking &amp; pulling of cotton stalk</p>	<p>Heavy aatack of pink boll worm observed in cotton field. Carry out picking in time.</p> <p><b>Animals like goats, sheep among others, should be allowed to graze on unopened bolls and plant debris in the cotton fields after the last picking to prevent infestation of pink boll worm in subsequent year. After grazing don't burn cotton stalksbut, recycle the stalk by thedoin situ chopping &amp; burying of cotton stalk in soil by mobile chopper and rotavator or make compost from the cotton residues to improve soil biomass and health.</b></p>	

			
<b>Castor</b>	Flowering/ capsule formation	Jassids& white fly→  Pod borer	<p><b>Spray Acetamiprid 20 % SP@ 5.0 gm</b>OR<b>imidacloprid 30.5 % 3 ml with neem seed extract 500 ml</b> or neem oil 40 mla / 10 lit of water ml/10 lit of water.</p> <p><b>For the control of pod borer spray chlorantraniliprole18.5 % SC 3.0 ml or DDVP 7 ml/10 litre of water is advised against fruit borer.</b></p>
Pigeon pea	Flowering/pod formation/dev elopment	Pod fly	<ul style="list-style-type: none"> <li>• Spray <b>neem seed extract 5 %</b> or neem seed oil 50 mlin 10 litres of water.</li> <li>• If infestation cross ETL spray 20 ml <b>Quinalphos</b> or <b>5 ml Dichlorvos</b> in 10 litres of water.</li> </ul>
<b>Onion</b>	TP/Growth	Thrips  Leaf blight→ 	<p><b>For thrips control spray neem seed extract 5%</b> and <b>Make alternative sprays of profenofos 20 ml and lambda-cyhalothrin 14 ml in 10 liters of water at 10 days interval.</b></p> <p>Make alternate sprayof<b>Mencozeb 25 gm</b> and <b>Carbendazim 10gm</b> in 10 liters of water at 10 days interval.</p>
<b>Brinjal&amp; Tomato</b>	Flowering/ fruiting	<p><b>Sucking pest</b> →</p> <p><b>Shoot &amp; Fruit borer</b></p>  <p><b>Mites</b></p>	<p><b>Monitor the crop for infestation of jassid&amp; white fly in brinjal, if require spray 500 ml of 5 % neem seed extract or neem seed oil 50 ml with diafenthiuron 50 %wp @ 16 gm / 10 lit of water.</b></p> <p><b>In brinjal and tomato constant monitoring of borers by using pheromone traps 4-6 per acre is advised, If insect population is above ETL than spraying of chlorantraniliprole18.5 % SC 3.0 ml or DDVP7 ml/10 litre of water is advised against fruit borer.</b></p> <p><b>If infetation is found, then make spraying of Propargite 57 % EC @ 10 ml/ 10litre of water for the control of Mites under clear sky.</b></p>

<p><b>Chili</b></p>	<p>Flowering &amp; fruiting</p>	<p><b>Thrips</b> →  </p> <p><b>Anthracnose</b> →  </p>	<p>Under present weather conditions severe attack of thrips has been reported. Spray Ethion 20 ml with 500 ml of 5 % neem seed extract or neem seed oil 50 ml in 10 litres of water. In case of heavy attack make spray of spinosad or spinetoram 3 ml per 10 liter of water.</p> <p>For the control of Anthracnose spray Mencozeb 27gm OR Chlorothalonil 27 gram OR Fosetyl 20 gm in 10 liters of water at 15 days interval.</p>
<p><b>Lemon</b></p>	<p>Flowering and fruit formation</p>	<p><b>Psylla and thrips</b></p> <p><b>Citrus canker</b></p> <p><b>Leaf minor</b></p>	<p></p> <p>To prevent damage of psylla&amp;thrips spray imidacloprid 30.5 % 5 ml / 10 lit of water ml/10 lit of water.</p> <p><b>Spray copper oxychloride 40 gm or streptocyclin 1.5 gm in 10 litre of water.</b></p> <p><b>Spray Dichlorvos 10 ml or Quinalphos 20 ml in 10 litres of water for control of leaf minor.</b></p>
<p><b>Mango</b></p>	<p>Flowering</p>	<p><b>Blossom midge and Leaf hopper</b> →  </p> <p><b>Powdery Mildew</b> →  </p>	<p>To prevent damage spray imidacloprid 5 ml/10 litres of water.</p> <p>Spray 15 gm carbendazim in 10 liters of water to prevent powdery mildew disease in mango.</p>
<p><b>Livestock &amp; poultry</b></p> 	<p>Spray Deltamethrin or Amitraz 2 ml/litre of water for the control of tick. Carry out Brucella and other infectious &amp; reproductive diseases evaluation. Spray phenyl in the animal shed to avoid flies and mosquitoes.</p> <p>Provide ad lib warm water to lactating animals. <b>Keep young calves indoors during night time to avoid cold stress.</b> Provide 6-8 kg good quality dry roughage with 15-20</p>		

	kg green fodder to the animals. Provide ad lib warm water to lactating animals. Keep animal shed hygienic and clean to avoid flies and mosquitoes. For milch animals, regularly follow schedule of 1 kg feed + 50 g mineral mixture per 2 liters of milk yield. Feed animals with a mixture of green grass + hay + minerals + dry feed.
--	---

**Technical Officer, GKMS Unit, DFRS, JAU, Targhadia.**



**Gramin Krushi Mausam Seva**  
**Main Dry Farming Research Station**  
**Junagadh Agricultural University**  
**Targhadia (Rajkot) - 360 003**  
**Phone: (0281)2784260(O), 2331686(R)**  
**Fax : ( 0281)2784722, Cell :9426938235**



**Agro met Advisory Service bulletin No.-83 for the Morbi district**

(Issued jointly by DFRS, J.A.U., Targhadia (Rajkot) and India Meteorological Department)

(Period 14 to 18-January- 2020)




**Weather forecast until 08-30 hrs. Of 18/01/2020**

**(2) MORBI DISTRICT:**





	14/01/20	15/01/20	16/01/20	17/01/20	18/01/20
Rainfall (mm)	0	0	0	0	0
Max. Temp.(°C)	28	27	26	26	25
Min. Temp.(°C)	17	16	14	14	14
Total CC (octa)	1	0	0	0	0
RH-I (%)	75	55	64	69	56
RH-II (%)	45	35	36	31	32
Wind Speed (kmph)	5	7	7	7	4
Wind Direction(deg.)	342	184	285	186	231




**Agro meteorological Advisories:-**







<b>General Advice</b>	<ul style="list-style-type: none"> <li>• <b>Rain fall: Dry, cold and Mainly clear to clear weather forecasted next five days.</b></li> <li>• <b>Temperature:</b> Maximum and minimum temperature likely to be in range of 25-28°C and 14-17°C, respectively.</li> <li>• <b>Relative Humidity:</b> The RH-I and RH-II is likely to be in the range of 55-75% &amp; 31-45, respectively.</li> <li>• <b>Wind Direction and Speed:</b> Direction and speed of wind is likely to be N, S, W, SW and 4-7 km/h, respectively.</li> <li>• <b>Due to humid and cloudy weather with possibility of isolated light rain farmers are advised to postpone irrigation in cumin and coriander prevent blight and powdery mildew. Carry out spraying of ready mixture of Pyraclostrobin and Epoxyconazole 10 gm/10 litre of water.</b></li> <li>• <b>Also there are chances of increase infestation of heliothis in chick pea, thrips and aphid in cumin &amp; coriander and yellowing of leaf and tip burning in garlic and onion, so monitor the crop accordingly and if require took control measures as per recommendation.</b></li> </ul>		
<b>Crops</b>	<b>Stage</b>	<b>Insect/Pest/Variety</b>	<b>Advisory</b>

<p><b>Garlic</b></p>	<p>Vegetative growth</p>	<p>Thrips and</p>  <p>leaf blight (yellowing)</p> 	<p><b>For thrips control spray neem seed extract 5% and make alternative sprays of profenofos 20 ml and lambda-cyhalothrin 14 ml in 10 liters of water at 10 days interval.</b></p> <p><b>To prevent leaf blight (yellowing) disease infestation in garlic spray Mencozeb 27 gm in 10 liters of water at 10 days interval as precautionary measure.</b></p> <p><b>Do not over irrigate to prevent leaf yellowing disease.</b></p>
<p><b>Chick pea</b></p>	<p>Flowering/pod formation</p>	<p>Monitor the crop regularly for prodenia and heliothes infestation</p> 	<p>Under present weather condition heliothes infestation observed in chickpea. So, Monitor the crop regularly for heliothes and prodenia infestation.</p> <ul style="list-style-type: none"> <li>• “T” shaped bird perches in and around crop field to be installed for natural controlling the insect population.</li> <li>• Spray <b>neem seed extract</b> 5 % or neem seed oil 50 mlin 10 liters of water.</li> <li>• If infestation cross ETL spray 3 ml <b>Spinosad</b> in 10 liters of water.</li> <li>• <b>Also to prevent blight disease infestation spray Mencozeb 27 gm in 10 liters of water at 10 days interval as precautionary measure.</b></li> <li>• Irrigate gram crop at flowering stage.</li> </ul>



<p><b>Cumin</b></p>	<p>Growth/Flowering</p>	<p><b>Aphid and thrips</b></p> <p><b>Blight and Powery mildew</b></p>  <p><b>Wilt</b></p> 	<p>Under present weather condition attack of thrips and aphids has been reported spray <b>Acetamiprid 5 gm</b>/10 liters of water.</p> <p>Under present weather condition spray <b>Hexaconazole 15 ml</b>/10 liters of water to prevent blight and powdery mildew infestation.</p>  <p>Stop irrigation to prevent further infection in standing crop.</p> 
<p><b>Coriander</b></p>	<p>Flowering</p>	<p>Thrips and Jassids</p>	<p>To control sucking pest spray <b>neem seed extract 5 %</b> or neem seed oil 50 ml and 15 gm <b>Acepahte</b> in 10 litres of water.</p> <p><b>Under present weather condition spray Hexaconazole 15 ml/10 liters of water to prevent blight and powdery mildew infestation.</b></p>
<p><b>Wheat</b></p>	<p>Flowering</p>	<p>-</p>	<p>Apply irrigation at critical stage without stress.</p>
<p><b>Cotton</b></p>	<p>Picking &amp; pulling of cotton stalk</p>	<p>Heavy aatack of pink boll worm observed in cotton field. Carry out picking in time.</p> <p><b>Animals like goats, sheep among others, should be allowed to graze on unopened bolls and plant debris in the cotton fields after the last picking to prevent infestation of pink boll worm in subsequent year. After grazing don't burn cotton stalksbut, recycle the stalk by thedoin situ chopping &amp; burying of cotton stalk in soil by mobile chopper and rotavator or make compost from the cotton residues to improve soil biomass and health.</b></p>	

			
<b>Castor</b>	Flowering/ capsule formation	Jassids& white fly→  Pod borer	<p><b>Spray Acetamiprid 20 % SP@ 5.0 gm</b>OR<b>imidacloprid 30.5 % 3 ml with neem seed extract 500 ml</b> or neem oil 40 mla / 10 lit of water ml/10 lit of water.</p> <p><b>For the control of pod borer spray chlorantraniliprole18.5 % SC 3.0 ml or DDVP 7 ml/10 litre of water is advised against fruit borer.</b></p>
Pigeon pea	Flowering/pod formation/dev elopment	Pod fly	<ul style="list-style-type: none"> <li>• Spray <b>neem seed extract 5 %</b> or neem seed oil 50 mlin 10 litres of water.</li> <li>• If infestation cross ETL spray 20 ml <b>Quinalphos</b> or <b>5 ml Dichlorvos</b> in 10 litres of water.</li> </ul>
<b>Onion</b>	TP/Growth	Thrips  Leaf blight→ 	<p><b>For thrips control spray neem seed extract 5% and Make alternative sprays of profenofos 20 ml and lambda-cyhalothrin 14 ml in 10 liters of water at 10 days interval.</b></p> <p>Make alternate spray of <b>Mencozeb 25 gm</b> and <b>Carbendazim 10gm</b> in 10 liters of water at 10 days interval.</p>
<b>Brinjal&amp; Tomato</b>	Flowering/ fruiting	<p><b>Sucking pest</b> →</p> <p><b>Shoot &amp; Fruit borer</b></p>  <p><b>Mites</b></p>	<p><b>Monitor the crop for infestation of jassid&amp; white fly in brinjal, if require spray 500 ml of 5 % neem seed extract or neem seed oil 50 ml with diafenthiuron 50 %wp @ 16 gm / 10 lit of water.</b></p> <p><b>In brinjal and tomato constant monitoring of borers by using pheromone traps 4-6 per acre is advised, If insect population is above ETL than spraying of chlorantraniliprole18.5 % SC 3.0 ml or DDVP 7 ml/10 litre of water is advised against fruit borer.</b></p> <p><b>If infetation is found, then make spraying of Propargite 57 % EC @ 10 ml/ 10litre of water for the control of Mites under clear sky.</b></p>

<p><b>Chili</b></p>	<p>Flowering &amp; fruiting</p>	<p><b>Thrips</b> →  </p> <p><b>Anthracnose</b> →  </p>	<p>Under present weather conditions severe attack of thrips has been reported. Spray Ethion 20 ml with 500 ml of 5 % neem seed extract or neem seed oil 50 ml in 10 litres of water. In case of heavy attack make spray of spinosad or spinetoram 3 ml per 10 liter of water.</p> <p>For the control of Anthracnose spray Mencozeb 27gm OR Chlorothalonil 27 gram OR Fosetyl 20 gm in 10 liters of water at 15 days interval.</p>
<p><b>Lemon</b></p>	<p>Flowering and fruit formation</p>	<p><b>Psylla and thrips</b></p>  <p><b>Citrus canker</b></p> <p><b>Leaf minor</b></p>	<p>To prevent damage of psylla&amp;thrips spray imidacloprid 30.5 % 5 ml / 10 lit of water ml/10 lit of water.</p> <p><b>Spray copper oxychloride 40 gm or streptocyclin 1.5 gm in 10 litre of water.</b></p> <p><b>Spray Dichlorvos 10 ml or Quinalphos 20 ml in 10 litres of water for control of leaf minor.</b></p>
<p><b>Mango</b></p>	<p>Flowering</p>	<p><b>Blossom midge and Leaf hopper</b> →  </p> <p><b>Powdery Mildew</b> →  </p>	<p>To prevent damage spray imidacloprid 5 ml/10 litres of water.</p> <p>Spray 15 gm carbendazim in 10 liters of water to prevent powdery mildew disease in mango.</p>
<p><b>Livestock &amp; poultry</b></p> 	<p>Spray Deltamethrin or Amitraz 2 ml/litre of water for the control of tick. Carry out Brucella and other infectious &amp; reproductive diseases evaluation. Spray phenyl in the animal shed to avoid flies and mosquitoes.</p> <p>Provide ad lib warm water to lactating animals. <b>Keep young calves indoors during night time to avoid cold stress.</b> Provide 6-8 kg good quality dry roughage with 15-20</p>		

	kg green fodder to the animals. Provide ad lib warm water to lactating animals. Keep animal shed hygienic and clean to avoid flies and mosquitoes. For milch animals, regularly follow schedule of 1 kg feed + 50 g mineral mixture per 2 liters of milk yield. Feed animals with a mixture of green grass + hay + minerals + dry feed.
--	---

**Technical Officer, GKMS Unit, DFRS, JAU, Targhadia.**



**Gramin Krushi Mausam Seva**  
**Main Dry Farming Research Station**  
**Junagadh Agricultural University**  
**Targhadia (Rajkot) - 360 003**  
**Phone: (0281)2784260(O), 2331686(R)**  
**Fax : ( 0281)2784722, Cell :9426938235**



**Agro met Advisory Service bulletin No.-83 for the Jamnagar district**

(Issued jointly by DFRS, J.A.U., Targhadia (Rajkot) and India Meteorological Department)

(Period 14 to 18-January-2020)




**Weather forecast until 08-30 hrs. of 18/01/2020**





**(3) JAMNAGAR DISTRICT:**




	14/01/20	15/01/20	16/01/20	17/01/20	18/01/20
Rainfall (mm)		0	0	0	0
Max. Temp.(°C)	25	26	25	24	24
Min. Temp.(°C)	15	15	14	14	14
Total CC (octa)	1	0	0	0	0
RH-I (%)	78	55	53	53	42
RH-II (%)	42	35	34	33	26
Wind Speed (kmph)	12	14	24	18	14
Wind Direction(deg.)	327	29	158	18	167

**Agro meteorological Advisories:-**







<b>General Advice</b>	<ul style="list-style-type: none"> <li>• <b>Rain fall: Dry, cold and Mainly clear to clear weather forecasted next five days.</b></li> <li>• <b>Temperature:</b> Maximum and minimum temperature likely to be in range of 24-26°C and 14-15°C, respectively.</li> <li>• <b>Relative Humidity:</b> The RH-I and RH-II is likely to be in the range of 42-78% &amp; 26-42, respectively.</li> <li>• <b>Wind Direction and Speed:</b> Direction and speed of wind is likely to be NW, NE, S, N and 12-24 km/h, respectively.</li> <li>• <b>Due to humid and cloudy weather with possibility of isolated light rain farmers are advised to postpone irrigation in cumin and coriander prevent blight and powdery mildew. Carry out spraying of ready mixture of Pyraclostrobin and Epoxyconazole 10 gm/10 litre of water.</b></li> <li>• <b>Also there are chances of increase infestation of heliothis in chick pea, thrips and aphid in cumin &amp; coriander and yellowing of leaf and tip burning in garlic and onion, so monitor the crop accordingly and if require took control measures as per recommendation.</b></li> </ul>		
<b>Crops</b>	<b>Stage</b>	<b>Insect/Pest/ Variety</b>	<b>Advisory</b>

<p><b>Garlic</b></p>	<p>Vegetative growth</p>	<p>Thrips and</p>  <p>leaf blight (yellowing)</p> 	<p><b>For thrips control spray neem seed extract 5% and make alternative sprays of profenofos 20 ml and lambda-cyhalothrin 14 ml in 10 liters of water at 10 days interval.</b></p> <p><b>To prevent leaf blight (yellowing) disease infestation in garlic spray Mencozeb 27 gm in 10 liters of water at 10 days interval as precautionary measure.</b></p> <p><b>Do not over irrigate to prevent leaf yellowing disease.</b></p>
<p><b>Chick pea</b></p>	<p>Flowering/pod formation</p>	<p>Monitor the crop regularly for prodenia and heliothes infestation</p> 	<p>Under present weather condition heliothes infestation observed in chickpea. So, Monitor the crop regularly for heliothes and prodenia infestation.</p> <ul style="list-style-type: none"> <li>• “T” shaped bird perches in and around crop field to be installed for natural controlling the insect population.</li> <li>• Spray <b>neem seed extract</b> 5 % or neem seed oil 50 mlin 10 liters of water.</li> <li>• If infestation cross ETL spray 3 ml <b>Spinosad</b> in 10 liters of water.</li> <li>• <b>Also to prevent blight disease infestation spray Mencozeb 27 gm in 10 liters of water at 10 days interval as precautionary measure.</b></li> <li>• Irrigate gram crop at flowering stage.</li> </ul>

<p><b>Cumin</b></p>	<p>Growth/Flowering</p>	<p><b>Aphid and thrips</b></p> <p><b>Blight and Powery mildew</b></p>  <p><b>Wilt</b></p> 	<p>Under present weather condition attack of thrips and aphids has been reported spray <b>Acetamiprid 5 gm</b>/10 liters of water.</p> <p>Under present weather condition spray <b>Hexaconazole 15 ml</b>/10 liters of water to prevent blight and powdery mildew infestation.</p>  <p>Stop irrigation to prevent further infection in standing crop.</p> 
<p><b>Coriander</b></p>	<p>Flowering</p>	<p>Thrips and Jassids</p>	<p>To control sucking pest spray <b>neem seed extract 5 %</b> or neem seed oil 50 ml and 15 gm <b>Acepahte</b> in 10 litres of water.</p> <p><b>Under present weather condition spray Hexaconazole 15 ml/10 liters of water to prevent blight and powdery mildew infestation.</b></p>
<p><b>Wheat</b></p>	<p>Flowering</p>	<p>-</p>	<p>Apply irrigation at critical stage without stress.</p>
<p><b>Cotton</b></p>	<p>Picking &amp; pulling of cotton stalk</p>	<p>Heavy aatack of pink boll worm observed in cotton field. Carry out picking in time.</p> <p><b>Animals like goats, sheep among others, should be allowed to graze on unopened bolls and plant debris in the cotton fields after the last picking to prevent infestation of pink boll worm in subsequent year. After grazing don't burn cotton stalksbut, recycle the stalk by thedoin situ chopping &amp; burying of cotton stalk in soil by mobile chopper and rotavator or make compost from the cotton residues to improve soil biomass and health.</b></p>	

			
<b>Castor</b>	Flowering/ capsule formation	Jassids& white fly→  Pod borer	<p><b>Spray Acetamiprid 20 % SP@ 5.0 gm</b>OR<b>imidacloprid 30.5 % 3 ml with neem seed extract 500 ml</b> or neem oil 40 mla / 10 lit of water ml/10 lit of water.</p> <p><b>For the control of pod borer spray chlorantraniliprole18.5 % SC 3.0 ml or DDVP 7 ml/10 litre of water is advised against fruit borer.</b></p>
Pigeon pea	Flowering/pod formation/dev elopment	Pod fly	<ul style="list-style-type: none"> <li>• Spray <b>neem seed extract 5 %</b> or neem seed oil 50 mlin 10 litres of water.</li> <li>• If infestation cross ETL spray 20 ml <b>Quinalphos</b> or <b>5 ml Dichlorvos</b> in 10 litres of water.</li> </ul>
<b>Onion</b>	TP/Growth	Thrips  Leaf blight→ 	<p><b>For thrips control spray neem seed extract 5% and Make alternative sprays of profenofos 20 ml and lambda-cyhalothrin 14 ml in 10 liters of water at 10 days interval.</b></p> <p>Make alternate spray of <b>Mencozeb 25 gm</b> and <b>Carbendazim 10gm</b> in 10 liters of water at 10 days interval.</p>
<b>Brinjal&amp; Tomato</b>	Flowering/ fruiting	<p><b>Sucking pest</b> →</p> <p><b>Shoot &amp; Fruit borer</b></p>  <p><b>Mites</b></p>	<p><b>Monitor the crop for infestation of jassid&amp; white fly in brinjal, if require spray 500 ml of 5 % neem seed extract or neem seed oil 50 ml with diafenthiuron 50 %wp @ 16 gm / 10 lit of water.</b></p> <p><b>In brinjal and tomato constant monitoring of borers by using pheromone traps 4-6 per acre is advised, If insect population is above ETL than spraying of chlorantraniliprole18.5 % SC 3.0 ml or DDVP 7 ml/10 litre of water is advised against fruit borer.</b></p> <p><b>If infetation is found, then make spraying of Propargite 57 % EC @ 10 ml/ 10litre of water for the control of Mites under clear sky.</b></p>



<p><b>Chili</b></p>	<p>Flowering &amp; fruiting</p>	<p><b>Thrips</b> →  </p> <p><b>Anthracnose</b> →  </p>	<p>Under present weather conditions severe attack of thrips has been reported. Spray Ethion 20 ml with 500 ml of 5 % neem seed extract or neem seed oil 50 ml in 10 litres of water. In case of heavy attack make spray of spinosad or spinetoram 3 ml per 10 liter of water.</p> <p>For the control of Anthracnose spray Mencozeb 27gm OR Chlorothalonil 27 gram OR Fosetyl 20 gm in 10 liters of water at 15 days interval.</p>
<p><b>Lemon</b></p>	<p>Flowering and fruit formation</p>	<p><b>Psylla and thrips</b></p> <p><b>Citrus canker</b></p> <p><b>Leaf minor</b></p>	<p></p> <p>To prevent damage of psylla&amp;thrips spray imidacloprid 30.5 % 5 ml / 10 lit of water ml/10 lit of water.</p> <p><b>Spray copper oxychloride 40 gm or streptocyclin 1.5 gm in 10 litre of water.</b></p> <p><b>Spray Dichlorvos 10 ml or Quinalphos 20 ml in 10 litres of water for control of leaf minor.</b></p>
<p><b>Mango</b></p>	<p>Flowering</p>	<p><b>Blossom midge and Leaf hopper</b> →  </p> <p><b>Powdery Mildew</b> →  </p>	<p>To prevent damage spray imidacloprid 5 ml/10 litres of water.</p> <p>Spray 15 gm carbendazim in 10 liters of water to prevent powdery mildew disease in mango.</p>
<p><b>Livestock &amp; poultry</b></p> 	<p>Spray Deltamethrin or Amitraz 2 ml/litre of water for the control of tick. Carry out Brucella and other infectious &amp; reproductive diseases evaluation. Spray phenyl in the animal shed to avoid flies and mosquitoes.</p> <p>Provide ad lib warm water to lactating animals. <b>Keep young calves indoors during night time to avoid cold stress.</b> Provide 6-8 kg good quality dry roughage with 15-20</p>		

	kg green fodder to the animals. Provide ad lib warm water to lactating animals. Keep animal shed hygienic and clean to avoid flies and mosquitoes. For milch animals, regularly follow schedule of 1 kg feed + 50 g mineral mixture per 2 liters of milk yield. Feed animals with a mixture of green grass + hay + minerals + dry feed.
--	---

**Technical Officer, GKMS Unit, DFRS, JAU, Targhadia.**



**Gramin Krushi Mausam Seva**  
**Main Dry Farming Research Station**  
**Junagadh Agricultural University**  
**Targhadia (Rajkot) - 360 003**  
**Phone: (0281)2784260(O), 2331686(R)**  
**Fax : ( 0281)2784722, Cell :9426938235**



**Agro met Advisory Service bulletin No.-83 for the Devbhumi Dwarka district**

(Issued jointly by DFRS, J.A.U., Targhadia (Rajkot) and India Meteorological Department)

(Period 14 to 18-January-2020)




**Weather forecast until 08-30 hrs. of 18/01/2020**





**(4) DEVBHUMI DWARKA DISTRICT:**




	14/01/20	15/01/20	16/01/20	17/01/20	18/01/20
Rainfall (mm)		0	0	0	0
Max. Temp.(°C)	26	26	25	25	25
Min. Temp.(°C)	16	16	15	15	15
Total CC (octa)	1	0	0	0	0
RH-I (%)	79	57	52	52	40
RH-II (%)	43	37	35	33	26
Wind Speed (kmph)	9	13	23	18	12
Wind Direction(deg.)	319	31	105	8	154







**Agro meteorological Advisories:-**

<b>General Advice</b>	<ul style="list-style-type: none"> <li>• <b>Rain fall: Dry, cold and Mainly clear to clear weather forecasted next five days.</b></li> <li>• <b>Temperature:</b> Maximum and minimum temperature likely to be in range of 25-26°C and 15-16°C, respectively.</li> <li>• <b>Relative Humidity:</b> The RH-I and RH-II is likely to be in the range of 40-79% &amp; 26-43, respectively.</li> <li>• <b>Wind Direction and Speed:</b> Direction and speed of wind is likely to be NW, NE, E, N, SE and 9-23 km/h, respectively.</li> <li>• <b>Due to humid and cloudy weather with possibility of isolated light rain farmers are advised to postpone irrigation in cumin and coriander prevent blight and powdery mildew. Carry out spraying of ready mixture of Pyraclostrobin and Epoxyconazole 10 gm/10 litre of water.</b></li> <li>• <b>Also there are chances of increase infestation of heliothis in chick pea, thrips and aphid in cumin &amp; coriander and yellowing of leaf and tip burning in garlic and onion, so monitor the crop accordingly and if require took control measures as per recommendation.</b></li> </ul>		
<b>Crops</b>	<b>Stage</b>	<b>Insect/Pest/ Variety</b>	<b>Advisory</b>

<p><b>Garlic</b></p>	<p>Vegetative growth</p>	<p>Thrips and</p>  <p>leaf blight (yellowing)</p> 	<p><b>For thrips control spray neem seed extract 5% and make alternative sprays of profenofos 20 ml and lambda-cyhalothrin 14 ml in 10 liters of water at 10 days interval.</b></p> <p><b>To prevent leaf blight (yellowing) disease infestation in garlic spray Mencozeb 27 gm in 10 liters of water at 10 days interval as precautionary measure.</b></p> <p><b>Do not over irrigate to prevent leaf yellowing disease.</b></p>
<p><b>Chick pea</b></p>	<p>Flowering/pod formation</p>	<p>Monitor the crop regularly for prodenia and heliothes infestation</p> 	<p>Under present weather condition heliothes infestation observed in chickpea. So, Monitor the crop regularly for heliothes and prodenia infestation.</p> <ul style="list-style-type: none"> <li>• “T” shaped bird perches in and around crop field to be installed for natural controlling the insect population.</li> <li>• Spray <b>neem seed extract</b> 5 % or neem seed oil 50 mlin 10 liters of water.</li> <li>• If infestation cross ETL spray 3 ml <b>Spinosad</b> in 10 liters of water.</li> <li>• <b>Also to prevent blight disease infestation spray Mencozeb 27 gm in 10 liters of water at 10 days interval as precautionary measure.</b></li> <li>• Irrigate gram crop at flowering stage.</li> </ul>

<p><b>Cumin</b></p>	<p>Growth/Flowering</p>	<p><b>Aphid and thrips</b></p> <p><b>Blight and Powery mildew</b></p>  <p><b>Wilt</b></p> 	<p>Under present weather condition attack of thrips and aphids has been reported spray <b>Acetamiprid 5 gm</b>/10 liters of water.</p> <p>Under present weather condition spray <b>Hexaconazole 15 ml</b>/10 liters of water to prevent blight and powdery mildew infestation.</p>  <p>Stop irrigation to prevent further infection in standing crop.</p> 
<p><b>Coriander</b></p>	<p>Flowering</p>	<p>Thrips and Jassids</p>	<p>To control sucking pest spray <b>neem seed extract 5 %</b> or neem seed oil 50 ml and 15 gm <b>Acepahte</b> in 10 litres of water.</p> <p><b>Under present weather condition spray Hexaconazole 15 ml/10 liters of water to prevent blight and powdery mildew infestation.</b></p>
<p><b>Wheat</b></p>	<p>Flowering</p>	<p>-</p>	<p>Apply irrigation at critical stage without stress.</p>
<p><b>Cotton</b></p>	<p>Picking &amp; pulling of cotton stalk</p>	<p>Heavy aatack of pink boll worm observed in cotton field. Carry out picking in time.</p> <p><b>Animals like goats, sheep among others, should be allowed to graze on unopened bolls and plant debris in the cotton fields after the last picking to prevent infestation of pink boll worm in subsequent year. After grazing don't burn cotton stalksbut, recycle the stalk by thedoin situ chopping &amp; burying of cotton stalk in soil by mobile chopper and rotavator or make compost from the cotton residues to improve soil biomass and health.</b></p>	

			
<b>Castor</b>	Flowering/ capsule formation	Jassids& white fly→  Pod borer	<p><b>Spray Acetamiprid 20 % SP@ 5.0 gm</b>OR<b>imidacloprid 30.5 % 3 ml with neem seed extract 500 ml</b> or neem oil 40 mla / 10 lit of water ml/10 lit of water.</p> <p><b>For the control of pod borer spray chlorantraniliprole18.5 % SC 3.0 ml or DDVP 7 ml/10 litre of water is advised against fruit borer.</b></p>
Pigeon pea	Flowering/pod formation/dev elopment	Pod fly	<ul style="list-style-type: none"> <li>• Spray <b>neem seed extract 5 %</b> or neem seed oil 50 mlin 10 litres of water.</li> <li>• If infestation cross ETL spray 20 ml <b>Quinalphos</b> or <b>5 ml Dichlorvos</b> in 10 litres of water.</li> </ul>
<b>Onion</b>	TP/Growth	Thrips  Leaf blight→ 	<p><b>For thrips control spray neem seed extract 5% and Make alternative sprays of profenofos 20 ml and lambda-cyhalothrin 14 ml in 10 liters of water at 10 days interval.</b></p> <p>Make alternate spray of <b>Mencozeb 25 gm</b> and <b>Carbendazim 10gm</b> in 10 liters of water at 10 days interval.</p>
<b>Brinjal&amp; Tomato</b>	Flowering/ fruiting	<p><b>Sucking pest</b> →</p> <p><b>Shoot &amp; Fruit borer</b></p>  <p><b>Mites</b></p>	<p><b>Monitor the crop for infestation of jassid&amp; white fly in brinjal, if require spray 500 ml of 5 % neem seed extract or neem seed oil 50 ml with diafenthiuron 50 %wp @ 16 gm / 10 lit of water.</b></p> <p><b>In brinjal and tomato constant monitoring of borers by using pheromone traps 4-6 per acre is advised, If insect population is above ETL than spraying of chlorantraniliprole18.5 % SC 3.0 ml or DDVP 7 ml/10 litre of water is advised against fruit borer.</b></p> <p><b>If infetation is found, then make spraying of Propargite 57 % EC @ 10 ml/ 10litre of water for the control of Mites under clear sky.</b></p>

<p><b>Chili</b></p>	<p>Flowering &amp; fruiting</p>	<p><b>Thrips</b> →  </p> <p><b>Anthracnose</b> →  </p>	<p>Under present weather conditions severe attack of thrips has been reported. Spray Ethion 20 ml with 500 ml of 5 % neem seed extract or neem seed oil 50 ml in 10 litres of water. In case of heavy attack make spray of spinosad or spinetoram 3 ml per 10 liter of water.</p> <p>For the control of Anthracnose spray Mencozeb 27gm OR Chlorothalonil 27 gram OR Fosetyl 20 gm in 10 liters of water at 15 days interval.</p>
<p><b>Lemon</b></p>	<p>Flowering and fruit formation</p>	<p><b>Psylla and thrips</b></p> <p><b>Citrus canker</b></p> <p><b>Leaf minor</b></p>	<p></p> <p>To prevent damage of psylla&amp;thrips spray imidacloprid 30.5 % 5 ml / 10 lit of water ml/10 lit of water.</p> <p><b>Spray copper oxychloride 40 gm or streptocyclin 1.5 gm in 10 litre of water.</b></p> <p><b>Spray Dichlorvos 10 ml or Quinalphos 20 ml in 10 litres of water for control of leaf minor.</b></p>
<p><b>Mango</b></p>	<p>Flowering</p>	<p><b>Blossom midge and Leaf hopper</b> →  </p> <p><b>Powdery Mildew</b> →  </p>	<p>To prevent damage spray imidacloprid 5 ml/10 litres of water.</p> <p>Spray 15 gm carbendazim in 10 liters of water to prevent powdery mildew disease in mango.</p>
<p><b>Livestock &amp; poultry</b></p> 	<p>Spray Deltamethrin or Amitraz 2 ml/litre of water for the control of tick. Carry out Brucella and other infectious &amp; reproductive diseases evaluation. Spray phenyl in the animal shed to avoid flies and mosquitoes.</p> <p>Provide ad lib warm water to lactating animals. <b>Keep young calves indoors during night time to avoid cold stress.</b> Provide 6-8 kg good quality dry roughage with 15-20</p>		

	kg green fodder to the animals. Provide ad lib warm water to lactating animals. Keep animal shed hygienic and clean to avoid flies and mosquitoes. For milch animals, regularly follow schedule of 1 kg feed + 50 g mineral mixture per 2 liters of milk yield. Feed animals with a mixture of green grass + hay + minerals + dry feed.
--	---

**Technical Officer, GKMS Unit, DFRS, JAU, Targhadia.**





**Gramin Krushi Mausam Seva**  
**Main Dry Farming Research Station**  
**Junagadh Agricultural University**  
**Targhadia (Rajkot) - 360 003**  
**Phone: (0281)2784260(O), 2331686(R)**  
**Fax : ( 0281)2784722, Cell :9426938235**



**Agro met Advisory Service bulletin No.-83 for the Amreli district**

(Issued jointly by DFRS, J.A.U., Targhadia (Rajkot) and India Meteorological Department)

(Period 14 to 18-January-2020)




**Weather forecast until 08-30 hrs. of 18/01/2020**





**(5) AMRELI DISTRICT:**




	14/01/20	15/01/20	16/01/20	17/01/20	18/01/20
Rainfall (mm)		0	0	0	0
Max.Temp.(°C)	28	27	26	26	26
Min.Temp.(°C)	17	16	15	14	13
Total CC (octa)	1	0	0	0	1
RH-I (%)	85	53	49	49	41
RH-II (%)	45	31	25	25	20
Wind Speed (kmph)	13	15	19	17	16
Wind Direction(deg.)	284	108	344	233	253







**Agro meteorological Advisories:**

<p><b>General Advice</b></p>	<ul style="list-style-type: none"> <li>• <b>Rain fall: Dry, cold and Mainly clear to clear weather forecasted next five days.</b></li> <li>• <b>Temperature:</b> Maximum and minimum temperature likely to be in range of 26-28°C and 13-17°C, respectively.</li> <li>• <b>Relative Humidity:</b> The RH-I and RH-II is likely to be in the range of 41-85% &amp; 20-45, respectively.</li> <li>• <b>Wind Direction and Speed:</b> Direction and speed of wind is likely to be W, E, N, SW and 13-19 km/h, respectively.</li> <li>• <b>Due to humid and cloudy weather with possibility of isolated light rain farmers are advised to postpone irrigation in cumin and coriander prevent blight and powdery mildew. Carry out spraying of ready mixture of Pyraclostrobin and Epoxyconazole 10 gm/10 litre of water.</b></li> <li>• <b>Also there are chances of increase infestation of heliothis in chick pea, thrips and aphid in cumin &amp; coriander and yellowing of leaf and tip burning in garlic and onion, so monitor the crop accordingly and if require took control measures as per recommendation.</b></li> </ul>		
<p><b>Crops</b></p>	<p><b>Stage</b></p>	<p><b>Insect/Pest/ Variety</b></p>	<p><b>Advisory</b></p>

<p><b>Garlic</b></p>	<p>Vegetative growth</p>	<p>Thrips and</p>  <p>leaf blight (yellowing)</p> 	<p><b>For thrips control spray neem seed extract 5% and make alternative sprays of profenofos 20 ml and lambda-cyhalothrin 14 ml in 10 liters of water at 10 days interval.</b></p> <p><b>To prevent leaf blight (yellowing) disease infestation in garlic spray Mencozeb 27 gm in 10 liters of water at 10 days interval as precautionary measure.</b></p> <p><b>Do not over irrigate to prevent leaf yellowing disease.</b></p>
<p><b>Chick pea</b></p>	<p>Flowering/pod formation</p>	<p>Monitor the crop regularly for prodenia and heliothes infestation</p> 	<p>Under present weather condition heliothes infestation observed in chickpea. So, Monitor the crop regularly for heliothes and prodenia infestation.</p> <ul style="list-style-type: none"> <li>• “T” shaped bird perches in and around crop field to be installed for natural controlling the insect population.</li> <li>• Spray <b>neem seed extract</b> 5 % or neem seed oil 50 mlin 10 liters of water.</li> <li>• If infestation cross ETL spray 3 ml <b>Spinosad</b> in 10 liters of water.</li> <li>• <b>Also to prevent blight disease infestation spray Mencozeb 27 gm in 10 liters of water at 10 days interval as precautionary measure.</b></li> <li>• Irrigate gram crop at flowering stage.</li> </ul>

<p><b>Cumin</b></p>	<p>Growth/Flowering</p>	<p><b>Aphid and thrips</b></p> <p><b>Blight and Powery mildew</b></p>  <p><b>Wilt</b></p> 	<p>Under present weather condition attack of thrips and aphids has been reported spray <b>Acetamiprid 5 gm</b>/10 liters of water.</p> <p>Under present weather condition spray <b>Hexaconazole 15 ml</b>/10 liters of water to prevent blight and powdery mildew infestation.</p>  <p>Stop irrigation to prevent further infection in standing crop.</p> 
<p><b>Coriander</b></p>	<p>Flowering</p>	<p>Thrips and Jassids</p>	<p>To control sucking pest spray <b>neem seed extract 5 %</b> or neem seed oil 50 ml and 15 gm <b>Acepahte</b> in 10 litres of water.</p> <p><b>Under present weather condition spray Hexaconazole 15 ml/10 liters of water to prevent blight and powdery mildew infestation.</b></p>
<p><b>Wheat</b></p>	<p>Flowering</p>	<p>-</p>	<p>Apply irrigation at critical stage without stress.</p>
<p><b>Cotton</b></p>	<p>Picking &amp; pulling of cotton stalk</p>	<p>Heavy aatack of pink boll worm observed in cotton field. Carry out picking in time.</p> <p><b>Animals like goats, sheep among others, should be allowed to graze on unopened bolls and plant debris in the cotton fields after the last picking to prevent infestation of pink boll worm in subsequent year. After grazing don't burn cotton stalksbut, recycle the stalk by thedoin situ chopping &amp; burying of cotton stalk in soil by mobile chopper and rotavator or make compost from the cotton residues to improve soil biomass and health.</b></p>	

			
<b>Castor</b>	Flowering/ capsule formation	Jassids& white fly→  Pod borer	<p><b>Spray Acetamiprid 20 % SP@ 5.0 gm</b>OR<b>imidacloprid 30.5 % 3 ml with neem seed extract 500 ml</b> or neem oil 40 mla / 10 lit of water ml/10 lit of water.</p> <p><b>For the control of pod borer spray chlorantraniliprole18.5 % SC 3.0 ml or DDVP 7 ml/10 litre of water is advised against fruit borer.</b></p>
Pigeon pea	Flowering/pod formation/dev elopment	Pod fly	<ul style="list-style-type: none"> <li>• Spray <b>neem seed extract 5 %</b> or neem seed oil 50 mlin 10 litres of water.</li> <li>• If infestation cross ETL spray 20 ml <b>Quinalphos</b> or <b>5 ml Dichlorvos</b> in 10 litres of water.</li> </ul>
<b>Onion</b>	TP/Growth	Thrips  Leaf blight→ 	<p><b>For thrips control spray neem seed extract 5% and Make alternative sprays of profenofos 20 ml and lambda-cyhalothrin 14 ml in 10 liters of water at 10 days interval.</b></p> <p>Make alternate spray of <b>Mencozeb 25 gm</b> and <b>Carbendazim 10gm</b> in 10 liters of water at 10 days interval.</p>
<b>Brinjal&amp; Tomato</b>	Flowering/ fruiting	<p><b>Sucking pest</b> →</p> <p><b>Shoot &amp; Fruit borer</b></p>  <p><b>Mites</b></p>	<p><b>Monitor the crop for infestation of jassid&amp; white fly in brinjal, if require spray 500 ml of 5 % neem seed extract or neem seed oil 50 ml with diafenthiuron 50 %wp @ 16 gm / 10 lit of water.</b></p> <p><b>In brinjal and tomato constant monitoring of borers by using pheromone traps 4-6 per acre is advised, If insect population is above ETL than spraying of chlorantraniliprole18.5 % SC 3.0 ml or DDVP 7 ml/10 litre of water is advised against fruit borer.</b></p> <p><b>If infetation is found, then make spraying of Propargite 57 % EC @ 10 ml/ 10litre of water for the control of Mites under clear sky.</b></p>

<p><b>Chili</b></p>	<p>Flowering &amp; fruiting</p>	<p><b>Thrips</b> →  </p> <p><b>Anthracnose</b> →  </p>	<p>Under present weather conditions severe attack of thrips has been reported. Spray Ethion 20 ml with 500 ml of 5 % neem seed extract or neem seed oil 50 ml in 10 litres of water. In case of heavy attack make spray of spinosad or spinetoram 3 ml per 10 liter of water.</p> <p>For the control of Anthracnose spray Mencozeb 27gm OR Chlorothalonil 27 gram OR Fosetyl 20 gm in 10 liters of water at 15 days interval.</p>
<p><b>Lemon</b></p>	<p>Flowering and fruit formation</p>	<p><b>Psylla and thrips</b></p>  <p><b>Citrus canker</b></p> <p><b>Leaf minor</b></p>	<p>To prevent damage of psylla&amp;thrips spray imidacloprid 30.5 % 5 ml / 10 lit of water ml/10 lit of water.</p> <p><b>Spray copper oxychloride 40 gm or streptocyclin 1.5 gm in 10 litre of water.</b></p> <p><b>Spray Dichlorvos 10 ml or Quinalphos 20 ml in 10 litres of water for control of leaf minor.</b></p>
<p><b>Mango</b></p>	<p>Flowering</p>	<p><b>Blossom midge and Leaf hopper</b> →  </p> <p><b>Powdery Mildew</b> →  </p>	<p>To prevent damage spray imidacloprid 5 ml/10 litres of water.</p> <p>Spray 15 gm carbendazim in 10 liters of water to prevent powdery mildew disease in mango.</p>
<p><b>Livestock &amp; poultry</b></p> 	<p>Spray Deltamethrin or Amitraz 2 ml/litre of water for the control of tick. Carry out Brucella and other infectious &amp; reproductive diseases evaluation. Spray phenyl in the animal shed to avoid flies and mosquitoes.</p> <p>Provide ad lib warm water to lactating animals. <b>Keep young calves indoors during night time to avoid cold stress.</b> Provide 6-8 kg good quality dry roughage with 15-20</p>		

	kg green fodder to the animals. Provide ad lib warm water to lactating animals. Keep animal shed hygienic and clean to avoid flies and mosquitoes. For milch animals, regularly follow schedule of 1 kg feed + 50 g mineral mixture per 2 liters of milk yield. Feed animals with a mixture of green grass + hay + minerals + dry feed.
--	---

**Technical Officer, GKMS Unit, DFRS, JAU, Targhadia.**



**Gramin Krushi Mausam Seva**  
**Main Dry Farming Research Station**  
**Junagadh Agricultural University**  
**Targhadia (Rajkot) - 360 003**  
**Phone: (0281)2784260(O), 2331686(R)**  
**Fax : (0281)2784722, Cell:9426938235**



**Agro met Advisory Service bulletin No.-83 for the Surendranagar district**

(Issued jointly by DFRS, J.A.U., Targhadia (Rajkot) and India Meteorological Department)

(Period 14 to 18-January-2020)




**Weather forecast until 08-30 hrs of 18/01/2020**

**(6) SURENDRANAGAR DISTRICT:**





	14/01/20	15/01/20	16/01/20	17/01/20	18/01/20
Rainfall (mm)	0	0	0	0	0
Max.Temp.(°C)	28	27	26	26	25
Min.Temp.(°C)	17	16	14	14	14
Total CC (octa)	1	0	0	0	0
RH-I (%)	77	53	51	52	40
RH-II (%)	43	29	30	31	21
Wind Speed (kmph)	10	16	21	17	13
Wind Direction(deg.)	207	98	254	156	204




**Agro meteorological advisories:**







<b>General Advice</b>	<ul style="list-style-type: none"> <li>• <b>Rain fall: Dry, cold and Mainly clear to clear weather forecasted next five days.</b></li> <li>• <b>Temperature:</b> Maximum and minimum temperature likely to be in range of 25-28°C and 14-17°C, respectively.</li> <li>• <b>Relative Humidity:</b> The RH-I and RH-II is likely to be in the range of 40-77% &amp; 21-43, respectively.</li> <li>• <b>Wind Direction and Speed:</b> Direction and speed of wind is likely to be SW, E, W, SE and 10-21 km/h, respectively.</li> <li>• <b>Due to humid and cloudy weather with possibility of isolated light rain farmers are advised to postpone irrigation in cumin and coriander prevent blight and powdery mildew. Carry out spraying of ready mixture of Pyraclostrobin and Epoxyconazole 10 gm/10 litre of water.</b></li> <li>• <b>Also there are chances of increase infestation of heliothis in chick pea, thrips and aphid in cumin &amp; coriander and yellowing of leaf and tip burning in garlic and onion, so monitor the crop accordingly and if require took control measures as per recommendation.</b></li> </ul>		
	<b>Crops</b>	<b>Stage</b>	<b>Insect/Pest/Variety</b>

<p><b>Garlic</b></p>	<p>Vegetative growth</p>	<p>Thrips and</p>  <p>leaf blight (yellowing)</p> 	<p><b>For thrips control spray neem seed extract 5% and make alternative sprays of profenofos 20 ml and lambda-cyhalothrin 14 ml in 10 liters of water at 10 days interval.</b></p> <p><b>To prevent leaf blight (yellowing) disease infestation in garlic spray Mencozeb 27 gm in 10 liters of water at 10 days interval as precautionary measure.</b></p> <p><b>Do not over irrigate to prevent leaf yellowing disease.</b></p>
<p><b>Chick pea</b></p>	<p>Flowering/pod formation</p>	<p>Monitor the crop regularly for prodenia and heliothes infestation</p> 	<p>Under present weather condition heliothes infestation observed in chickpea. So, Monitor the crop regularly for heliothes and prodenia infestation.</p> <ul style="list-style-type: none"> <li>• “T” shaped bird perches in and around crop field to be installed for natural controlling the insect population.</li> <li>• Spray <b>neem seed extract</b> 5 % or neem seed oil 50 mlin 10 liters of water.</li> <li>• If infestation cross ETL spray 3 ml <b>Spinosad</b> in 10 liters of water.</li> <li>• <b>Also to prevent blight disease infestation spray Mencozeb 27 gm in 10 liters of water at 10 days interval as precautionary measure.</b></li> <li>• Irrigate gram crop at flowering stage.</li> </ul>



<p><b>Cumin</b></p>	<p>Growth/Flowering</p>	<p><b>Aphid and thrips</b></p> <p><b>Blight and Powery mildew</b></p>  <p><b>Wilt</b></p> 	<p>Under present weather condition attack of thrips and aphids has been reported spray <b>Acetamiprid 5 gm</b>/10 liters of water.</p> <p>Under present weather condition spray <b>Hexaconazole 15 ml</b>/10 liters of water to prevent blight and powdery mildew infestation.</p>  <p>Stop irrigation to prevent further infection in standing crop.</p> 
<p><b>Coriander</b></p>	<p>Flowering</p>	<p>Thrips and Jassids</p>	<p>To control sucking pest spray <b>neem seed extract 5 %</b> or neem seed oil 50 ml and 15 gm <b>Acepahte</b> in 10 litres of water.</p> <p><b>Under present weather condition spray Hexaconazole 15 ml/10 liters of water to prevent blight and powdery mildew infestation.</b></p>
<p><b>Wheat</b></p>	<p>Flowering</p>	<p>-</p>	<p>Apply irrigation at critical stage without stress.</p>
<p><b>Cotton</b></p>	<p>Picking &amp; pulling of cotton stalk</p>	<p>Heavy aatack of pink boll worm observed in cotton field. Carry out picking in time.</p> <p><b>Animals like goats, sheep among others, should be allowed to graze on unopened bolls and plant debris in the cotton fields after the last picking to prevent infestation of pink boll worm in subsequent year. After grazing don't burn cotton stalksbut, recycle the stalk by thedoin situ chopping &amp; burying of cotton stalk in soil by mobile chopper and rotavator or make compost from the cotton residues to improve soil biomass and health.</b></p>	

			
<b>Castor</b>	Flowering/ capsule formation	Jassids& white fly→  Pod borer	<p><b>Spray Acetamiprid 20 % SP@ 5.0 gm</b>OR<b>imidacloprid 30.5 % 3 ml with neem seed extract 500 ml</b> or neem oil 40 mla / 10 lit of water ml/10 lit of water.</p> <p><b>For the control of pod borer spray chlorantraniliprole18.5 % SC 3.0 ml or DDVP 7 ml/10 litre of water is advised against fruit borer.</b></p>
Pigeon pea	Flowering/pod formation/dev elopment	Pod fly	<ul style="list-style-type: none"> <li>• Spray <b>neem seed extract 5 %</b> or neem seed oil 50 mlin 10 litres of water.</li> <li>• If infestation cross ETL spray 20 ml <b>Quinalphos</b> or <b>5 ml Dichlorvos</b> in 10 litres of water.</li> </ul>
<b>Onion</b>	TP/Growth	Thrips  Leaf blight→ 	<p><b>For thrips control spray neem seed extract 5%</b> and <b>Make alternative sprays of profenofos 20 ml and lambda-cyhalothrin 14 ml in 10 liters of water at 10 days interval.</b></p> <p>Make alternate spray of <b>Mencozeb 25 gm</b> and <b>Carbendazim 10gm</b> in 10 liters of water at 10 days interval.</p>
<b>Brinjal&amp; Tomato</b>	Flowering/ fruiting	<p><b>Sucking pest</b> →</p> <p><b>Shoot &amp; Fruit borer</b></p>  <p><b>Mites</b></p>	<p><b>Monitor the crop for infestation of jassid&amp; white fly in brinjal, if require spray 500 ml of 5 % neem seed extract or neem seed oil 50 ml with diafenthiuron 50 %wp @ 16 gm / 10 lit of water.</b></p> <p><b>In brinjal and tomato constant monitoring of borers by using pheromone traps 4-6 per acre is advised, If insect population is above ETL than spraying of chlorantraniliprole18.5 % SC 3.0 ml or DDVP 7 ml/10 litre of water is advised against fruit borer.</b></p> <p><b>If infetation is found, then make spraying of Propargite 57 % EC @ 10 ml/ 10litre of water for the control of Mites under clear sky.</b></p>

<p><b>Chili</b></p>	<p>Flowering &amp; fruiting</p>	<p><b>Thrips</b> →  </p> <p><b>Anthracnose</b> →  </p>	<p>Under present weather conditions severe attack of thrips has been reported. Spray Ethion 20 ml with 500 ml of 5 % neem seed extract or neem seed oil 50 ml in 10 litres of water. In case of heavy attack make spray of spinosad or spinetoram 3 ml per 10 liter of water.</p> <p>For the control of Anthracnose spray Mencozeb 27gm OR Chlorothalonil 27 gram OR Fosetyl 20 gm in 10 liters of water at 15 days interval.</p>
<p><b>Lemon</b></p>	<p>Flowering and fruit formation</p>	<p><b>Psylla and thrips</b></p>  <p><b>Citrus canker</b></p> <p><b>Leaf minor</b></p>	<p>To prevent damage of psylla&amp;thrips spray imidacloprid 30.5 % 5 ml / 10 lit of water ml/10 lit of water.</p> <p><b>Spray copper oxychloride 40 gm or streptocyclin 1.5 gm in 10 litre of water.</b></p> <p><b>Spray Dichlorvos 10 ml or Quinalphos 20 ml in 10 litres of water for control of leaf minor.</b></p>
<p><b>Mango</b></p>	<p>Flowering</p>	<p><b>Blossom midge and Leaf hopper</b> →  </p> <p><b>Powdery Mildew</b> →  </p>	<p>To prevent damage spray imidacloprid 5 ml/10 litres of water.</p> <p>Spray 15 gm carbendazim in 10 liters of water to prevent powdery mildew disease in mango.</p>
<p><b>Livestock &amp; poultry</b></p> 	<p>Spray Deltamethrin or Amitraz 2 ml/litre of water for the control of tick. Carry out Brucella and other infectious &amp; reproductive diseases evaluation. Spray phenyl in the animal shed to avoid flies and mosquitoes.</p> <p>Provide ad lib warm water to lactating animals. <b>Keep young calves indoors during night time to avoid cold stress.</b> Provide 6-8 kg good quality dry roughage with 15-20</p>		

	kg green fodder to the animals. Provide ad lib warm water to lactating animals. Keep animal shed hygienic and clean to avoid flies and mosquitoes. For milch animals, regularly follow schedule of 1 kg feed + 50 g mineral mixture per 2 liters of milk yield. Feed animals with a mixture of green grass + hay + minerals + dry feed.
--	---

**Technical Officer, GKMS Unit, DFRS, JAU, Targhadia.**