



ગ્રામીણ કૃષિ મૌસમ સેવા

હવામાન આગાહી આધારીત કૃષિસલાહ બુલેટીન

ઉત્તર સૌરાષ્ટ્ર ખેત આબોહવાકીય વિભાગ

તા.૧૬-૦૨-૨૦૧૯ થી તા.૨૦-૦૨-૨૦૧૯



(ગ્રામીણ કૃષિ મૌસમ સેવા, સૂકી ખેતી સંશોધન કેન્દ્ર, જી.કૃ.યુ., તરઘડિયા અને ભારત મૌસમ વિભાગ દ્વારા સંપન્ન)

કૃષિહવામાન બુલેટીન નં. ૯૨/૨૦૧૯

પાછલા અઠવાડિયાનું રાજકોટનું હવામાન

હવામાન પરિબલો	
વરસાદ(મી.મી)	0.0
મહત્તમ તાપમાન (સે.ગ્રે)	27.4-35.6
લઘુત્તમ તાપમાન (સે.ગ્રે)	9.5-15.0
ભેજ(%) સવાર	43-96
ભેજ(%) બપોરબાદ	22-30
પવનની ગતિ (કિમી/કલાક)	4.1-7.0

હવામાન આગાહી: પત્રક-ક

ઉત્તરસૌરાષ્ટ્ર ખેત આબોહવાકીય વિભાગ-હવામાન આગાહી

તા.૧૬-૦૨-૨૦૧૯ થી ૨૦-૦૨-૨૦૧૯

કૃષિ સલાહ:

સામાન્ય	<p>➤ ભારત સરકારશ્રીના હવામાન ખાતા તરફથી મળેલ હવામાન માહિતી અનુસાર અત્રેના ગ્રામીણકૃષિ મૌસમ સેવા વિભાગ, જુનાગઢ કૃષિ યુનિવર્સિટી, તરઘડિયા તરફથી જણાવવામાં આવે છે કે, ઉત્તર સૌરાષ્ટ્ર ખેત આબોહવાકીય વિસ્તારના</p> <p>રાજકોટ: જીલ્લામાં આગામી તા.૧૬-૦૨-૨૦૧૯ થી તા.૨૦-૦૨-૨૦૧૯ દરમિયાન હવામાન સુકું અને મુખત્વે વાદળછાયું રહેશે. પવનની દિશા પૂર્વ, ઈશાન, વાયવ્ય અને પશ્ચિમની રહેવાની અને પવનની ઝડપ ૮ થી ૧૧ કીમી/કલાક રહેવાની શક્યતા છે. આ સમય ગાળામાં મહત્તમ તાપમાન દિવસ દરમિયાન ૩૧-૩૩ ડીગ્રી સેલ્શીયસ જેટલું તેમજ લઘુત્તમ તાપમાન રાત્રી દરમિયાન ૧૬-૧૭ ડીગ્રી સેલ્શીયસ જેટલું રહેવાની સંભાવના છે.</p>					
	તારીખ	દિવસ-૧	દિવસ-૨	દિવસ-૩	દિવસ-૪	દિવસ-૫
	પેરામીટર	૧૬-૦૨-૧૯	૧૭-૦૨-૧૯	૧૮-૦૨-૧૯	૧૯-૦૨-૧૯	૨૦-૦૨-૧૯
	વરસાદ(મી.મી)	0	0	0	0	0
	મહત્તમતાપમાન (સે.ગ્રે)	31	32	32	32	33

લઘુતમતાપમાન (સે.ગ્રે)	17	16	17	16	17
વાદળનીસ્થિતિ(ઓકટા)	0	0	0	1	1
મહતમભેજ(%) સવાર	54	42	39	69	66
લઘુતમભેજ (%) બપોરબાદ	21	13	12	17	19
પવનનીગતિ(મી/કલાક)	11	10	11	9	8
પવનનીદિશા(ડીગ્રી)	95	31	314	288	56

મોરબી: જીલ્લામાં આગામી તા.૧૬-૦૨-૨૦૧૯ થી તા.૨૦-૦૨-૨૦૧૯ દરમિયાન હવામાન સુકું અને મુખત્વે વાદળછાયું રહેશે. પવનની દિશા ઈશાન, વાયવ્ય અને પૂર્વની રહેવાની અને પવનની ઝડપ ૪ થી ૧૦ કીમી/કલાક રહેવાની શક્યતા છે. આ સમય ગાળામાં મહતમ તાપમાન દિવસ દરમિયાન ૨૮-૩૦ ડીગ્રી સેલ્શીયસ જેટલું તેમજ લઘુતમ તાપમાન રાત્રી દરમિયાન ૧૫-૧૮ ડીગ્રી સેલ્શીયસ જેટલું રહેવાની સંભાવના છે.

તારીખ	દિવસ-૧	દિવસ-૨	દિવસ-૩	દિવસ-૪	દિવસ-૫
પેરામીટર	૧૬-૦૨-૧૯	૧૭-૦૨-૧૯	૧૮-૦૨-૧૯	૧૯-૦૨-૧૯	૨૦-૦૨-૧૯
વરસાદ(મી.મી)	0	0	0	0	0
મહતમતાપમાન (સે.ગ્રે)	28	29	29	30	30
લઘુતમતાપમાન (સે.ગ્રે)	15	16	17	18	18
વાદળનીસ્થિતિ(ઓકટા)	0	0	0	1	0
મહતમભેજ(%) સવાર	36	31	27	38	38
લઘુતમભેજ (%) બપોરબાદ	16	14	11	18	15
પવનનીગતિ(મી/કલાક)	10	10	6	4	6
પવનનીદિશા(ડીગ્રી)	36	60	320	314	69

જામનગર: જીલ્લામાં આગામી તા.૧૬-૦૨-૨૦૧૯ થી તા.૨૦-૦૨-૨૦૧૯ દરમિયાન હવામાન સુકું અને મુખત્વે વાદળછાયું રહેશે. પવનની દિશા પશ્ચિમ, પૂર્વ, વાયવ્ય અને નૈઋત્યની રહેવાની અને પવનની ઝડપ ૭ થી ૧૬ કીમી/કલાક રહેવાની શક્યતા છે. આ સમય ગાળામાં મહતમ તાપમાન દિવસ દરમિયાન ૨૭-૨૯ ડીગ્રી સેલ્શીયસ જેટલું તેમજ લઘુતમ તાપમાન રાત્રી દરમિયાન ૧૭-૧૮ ડીગ્રી સેલ્શીયસ જેટલું રહેવાની સંભાવના છે.

તારીખ	દિવસ-૧	દિવસ-૨	દિવસ-૩	દિવસ-૪	દિવસ-૫
પેરામીટર	૧૬-૦૨-૧૯	૧૭-૦૨-૧૯	૧૮-૦૨-૧૯	૧૯-૦૨-૧૯	૨૦-૦૨-૧૯
વરસાદ(મી.મી)	0	0	0	0	0
મહતમતાપમાન (સે.ગ્રે)	27	29	28	28	28
લઘુતમતાપમાન (સે.ગ્રે)	18	18	17	17	18
વાદળનીસ્થિતિ(ઓકટા)	0	0	0	1	0

મહત્તમભેજ(%) સવાર	69	54	57	82	79
લઘુત્તમભેજ(%) બપોરબાદ	40	27	26	39	43
પવનનીગતિ(કિમી/કલાક)	16	11	15	10	7
પવનનીદિશા(ડીગ્રી)	292	107	315	289	243

દેવભૂમિ દ્વારકા: જીલ્લામાં આગામી તા.૧૬-૦૨-૨૦૧૯ થી તા.૨૦-૦૨-૨૦૧૯ દરમિયાન હવામાન સુકું અને મુખત્વે વાદળછાયું રહેશે. પવનની દિશા, વાયવ્ય, દક્ષિણ અને પશ્ચિમની રહેવાની અને પવનની ઝડપ ૮ થી ૧૭ કીમી/કલાક રહેવાની શક્યતા છે. આ સમય ગાળામાં મહત્તમ તાપમાન દિવસ દરમિયાન ૨૫-૨૭ ડીગ્રી સેલ્શીયસ જેટલું તેમજ લઘુત્તમ તાપમાન રાત્રી દરમિયાન ૧૭-૧૮ ડીગ્રી સેલ્શીયસ જેટલું રહેવાની સંભાવના છે.

તારીખ	દિવસ-૧	દિવસ-૨	દિવસ-૩	દિવસ-૪	દિવસ-૫
પેરામીટર	૧૬-૦૨-૧૯	૧૭-૦૨-૧૯	૧૮-૦૨-૧૯	૧૯-૦૨-૧૯	૨૦-૦૨-૧૯
વરસાદ(મી.મી)	0	0	0	0	0
મહત્તમતાપમાન (સે.ગ્રે)	25	27	26	26	26
લઘુત્તમતાપમાન (સે.ગ્રે)	18	18	18	17	17
વાદળનીસ્થિતિ(ઓકટા)	0	0	0	1	0
મહત્તમભેજ(%) સવાર	71	57	63	85	81
લઘુત્તમભેજ(%) બપોરબાદ	40	20	21	37	42
પવનનીગતિ(કિમી/કલાક)	17	10	15	9	8
પવનનીદિશા(ડીગ્રી)	355	179	316	286	336

અમરેલી: જીલ્લામાં આગામી તા.૧૬-૦૨-૨૦૧૯ થી તા.૨૦-૦૨-૨૦૧૯ દરમિયાન હવામાન સુકું અને મુખત્વે વાદળછાયું રહેશે. પવનની દિશા ઈશાન અને વાયવ્યની રહેવાની અને પવનની ઝડપ ૯ થી ૧૪ કીમી/કલાક રહેવાની શક્યતા છે. આ સમય ગાળામાં મહત્તમ તાપમાન દિવસ દરમિયાન ૩૨-૩૩ ડીગ્રી સેલ્શીયસ જેટલું તેમજ લઘુત્તમ તાપમાન રાત્રી દરમિયાન ૧૬-૧૭ ડીગ્રી સેલ્શીયસ જેટલું રહેવાની સંભાવના છે.

તારીખ	દિવસ-૧	દિવસ-૨	દિવસ-૩	દિવસ-૪	દિવસ-૫
પેરામીટર	૧૬-૦૨-૧૯	૧૭-૦૨-૧૯	૧૮-૦૨-૧૯	૧૯-૦૨-૧૯	૨૦-૦૨-૧૯
વરસાદ(મી.મી)	0	0	0	0	0
મહત્તમતાપમાન (સે.ગ્રે)	32	32	33	33	33
લઘુત્તમતાપમાન (સે.ગ્રે)	16	16	16	17	17
વાદળનીસ્થિતિ(ઓકટા)	0	0	0	0	0
મહત્તમભેજ(%) સવાર	52	41	36	52	53
લઘુત્તમભેજ(%) બપોરબાદ	23	19	17	19	23

પવનનીગતિકિમી/કલાક)	14	11	12	11	9
પવનનીદિશા(ડીગ્રી)	59	41	316	325	30




સુરેન્દ્રનગર: જીલ્લામાં આગામી તા.૧૬-૦૨-૨૦૧૯ થી તા.૨૦-૦૨-૨૦૧૯ દરમ્યાન હવામાન સુકું અને મુખત્વે વાદળછાયું રહેશે. પવનની દિશા અગ્નિ, ઈશાન, વાયવ્ય અને પશ્ચિમની રહેવાની અને પવનની ઝડપ ૯ થી ૧૩ કીમી/કલાક રહેવાની શક્યતા છે. આ સમય ગાળામાં મહત્તમ તાપમાન દિવસ દરમ્યાન ૩૧-૩૩ ડીગ્રી સેલ્શીયસ જેટલું તેમજ લઘુત્તમ તાપમાન રાત્રી દરમ્યાન ૧૬-૧૭ ડીગ્રી સેલ્શીયસ જેટલું રહેવાની સંભાવના છે.




તારીખ	દિવસ-૧	દિવસ-૨	દિવસ-૩	દિવસ-૪	દિવસ-૫
પેરામીટર	૧૬-૦૨-૧૯	૧૭-૦૨-૧૯	૧૮-૦૨-૧૯	૧૯-૦૨-૧૯	૨૦-૦૨-૧૯
વરસાદ(મી.મી)	0	0	0	0	0
મહત્તમતાપમાન (સે.ગ્રે)	31	32	32	32	33
લઘુત્તમતાપમાન (સે.ગ્રે)	17	16	17	16	17
વાદળનીસ્થિતિ(ઓકટા)	0	0	1	2	1
મહત્તમભેજ(%) સવાર	51	42	37	65	62
લઘુત્તમભેજ(%) બપોરબાદ	23	18	17	22	26
પવનનીગતિકિમી/કલાક)	12	11	13	9	9
પવનનીદિશા(ડીગ્રી)	137	44	311	282	27





- ૧૬ થી ૨૦-ફેબ્રુઆરી -૨૦૧૯ હવામાન સુકું અને મુખત્વે વાદળછાયું રહેશે. પવનની દિશા ઈશાન, પશ્ચિમ અને વાયવ્યની મોટાભાગે રહેવાની અને પવનની ઝડપ ૪ થી ૧૭ કીમી/કલાક રહેવાની શક્યતા છે. આ સમયગાળામાં મહત્તમ તાપમાન દિવસ દરમ્યાન ૨૫-૩૩ ડીગ્રી સેલ્શીયસ જેટલું તેમજ લઘુત્તમ તાપમાન રાત્રી દરમ્યાન ૧૫-૧૮ ડીગ્રી સેલ્શીયસ જેટલું રહેવાની સંભાવના છે.



મુખ્ય પાક	પાક અવસ્થા	રોગ/જીવાત/જાત	કૃષિ સલાહ (૧૦ લીટર પાણીમાં મિશ્ર કરી ભલામણ કરેલ દવા છાંટવી)
ઉનાળુ મગફળી	વાવેતર	ટીએજી-૨૪, જીજી-૨, ટિજી- ૩૭-એ, ટીપીજી- ૪૧	આ પખવાડીયામાં તાપમાન ૨૨-૨૫° સે. થાય એટલે ઉનાળુ મગફળીનું વાવેતર કરી દેવું. વાવેતર સમયે મગફળીના બીયાને ૧.૨૫ ગ્રામ ટેબ્યુકોનાઝોલ દવાનો ૧ કિ.ગ્રા. દાણા પ્રમાણે પટ આપવો. સીંગલ સુપર ફોસ્ફેટ ૩૧૨ કિ.ગ્રા., એમોનીયમ સલ્ફેટ ૧૨૫ કિ.ગ્રા. અને એરંડીનો ખોળ ૨૫૦ કિ.ગ્રા./હેક્ટર અથવા ડી.એ.પી. ૧૦૮ કિ.ગ્રા. અને જીપ્સમ ૨૫૦ કિ.ગ્રા./હેક્ટર અને એરંડીનો ખોળ ૨૫૦ કિ.ગ્રા./હેક્ટર પાયામાં આપવો.

ઉનાળુ તલ	વાવેતર	ગુજરાત તલ-૨ ગુજરાત તલ-૩	આ પખવાડીયામાં તાપમાન ૨૮-૩૦° સે. થાય એટલે ઉનાળુ તલનું વાવેતર કરી દેવું. બિયારણને ૨-૩ ગ્રામ/કિલો મુજબ થાયરમ-કર્બોક્સીન, મેન્કોઝેબ અથવા કાર્બેન્ડાઝીમનો પટ આપવો. -પાયામાં સીંગલ સુપર ફોસ્ફેટ ૨૫ કિ.ગ્રા./વિઘે અને યુરીયા ૮ કિ.ગ્રા./વિઘે આપવું. અથવા - ડી.એ.પી.૯ કિ.ગ્રા. અને જીપ્સમ ૮૦ કિ.ગ્રા./વિઘે અને યુરીયા ૮ કિ.ગ્રા./વિઘે આપવું. તેમજ તલના પાકમાં સરકારી ગ્રેડ-૫ વાળું સૂક્ષ્મતત્વોનું મિશ્રણ ૩.૨ કિ.ગ્રા./વિઘે અને એરંડીનો ખોળ ૮૦ કિ.ગ્રા./વિઘે જમીનમાં આપવો.
ટમેટા	ફેર રોપણી	પુસા હાઈબ્રીડ, પુસા બી, જુનાગઢ રૂબી, ગુજરાત ટમેટા-૧	વાવેતર અંતર ૬૦-૯૦ x ૪૫-૬૦ સે.મી. રાખવું તથા યુરીયા ૧૬૩, સીંગલ સુપર ફોસ્ફેટ ૬૨૫ કિ.ગ્રા., અને મ્યુરેટ ઓફ પોટાશ ૧૬૭ કિ.ગ્રા./ હેક્ટર પાયામાં આપવો.
રીંગણ	ફેર રોપણી	જુનાગઢ લંબગોળ, રીંગણ જુનાગઢ લાંબા, ગુજરાત રીંગણ-૨	વાવેતર અંતર ૯૦ x ૬૦ સે.મી. રાખવું તથા યુરીયા ૧૦૮, સીંગલ સુપર ફોસ્ફેટ ૩૧૨ કિ.ગ્રા., અને મ્યુરેટ ઓફ પોટાશ ૮૩ કિ.ગ્રા./ હેક્ટર પાયામાં આપવો.
ભીંડા	વાવેતર	ગુજરાત હાઈબ્રીડ ભીંડા-૧, ગુજરાત ભીંડા -૨	વાવેતર અંતર ૬૦ x ૪૫ સે.મી. રાખવું તથા યુરીયા ૧૦૮, સીંગલ સુપર ફોસ્ફેટ ૩૧૨ કિ.ગ્રા., અને મ્યુરેટ ઓફ પોટાશ ૮૩ કિ.ગ્રા./ હેક્ટર પાયામાં આપવો.
તુરીયા	વાવેતર	પુસા નસદાર, જયપુરી	વાવેતર અંતર ૧.૫ x ૦.૫ મીટર રાખવું તથા યુરીયા ૨૭, સીંગલ સુપર ફોસ્ફેટ ૭૮ કિ.ગ્રા., અને મ્યુરેટ ઓફ પોટાશ ૨૧ કિ.ગ્રા./ હેક્ટર પાયામાં આપવો.
દૂધી	વાવેતર	પુસા સમર પ્રોલીફીક લોંગ, જુનાગઢ ટેન્ડર લોંગ	વાવેતર અંતર ૨.૦ x ૦.૫ મીટર રાખવું તથા યુરીયા ૧૦૮, સીંગલ સુપર ફોસ્ફેટ ૩૧૨ કિ.ગ્રા., અને મ્યુરેટ ઓફ પોટાશ ૮૩ કિ.ગ્રા./ હેક્ટર પાયામાં આપવો.
ગલકા	વાવેતર	પુસા ચીકની	વાવેતર અંતર ૧.૫ x ૦.૫ મીટર રાખવું તથા યુરીયા ૨૭, સીંગલ સુપર ફોસ્ફેટ ૭૮ કિ.ગ્રા., અને મ્યુરેટ ઓફ પોટાશ ૨૧ કિ.ગ્રા./ હેક્ટર પાયામાં આપવો.

કારેલા	વાવેતર	પ્રિયાપુસા, દો મોસમી	વાવેતર અંતર ૧ x ૧ મીટર રાખવું તથા યુરીયા ૬૫, સીંગલ સુપર ફોસ્ફેટ ૩૭૫ કિ.ગ્રા., અને મ્યુરેટ ઓફ પોટાશ ૧૦૦ કિ.ગ્રા./ હેક્ટર પાયામાં આપવો.
ગુવાર	વાવેતર	પુસા સદાબહાર, પુસા નવબહાર, આઈસી-૧૧૩૮૮	વાવેતર અંતર ૬૦ x ૩૦ સે.મી. રાખવું તથા યુરીયા ૫૫, સીંગલ સુપર ફોસ્ફેટ ૨૩૫ કિ.ગ્રા., અને મ્યુરેટ ઓફ પોટાશ ૬૩ કિ.ગ્રા./ હેક્ટર પાયામાં આપવો.
કાકડી	વાવેતર	જાપાનીઝ લાંબી લીલી, સ્ટ્રેઇટ-૮, પુસા સંયોગ	વાવેતર અંતર ૧ x ૧ મીટર રાખવું તથા યુરીયા ૫૫, સીંગલ સુપર ફોસ્ફેટ ૧૫૬ કિ.ગ્રા., અને મ્યુરેટ ઓફ પોટાશ ૪૨ કિ.ગ્રા./ હેક્ટર પાયામાં આપવો.
તરબુચ	વાવેતર	સુગર બેબી, અરકા જ્યોતી	વાવેતર અંતર ૨ x ૧ મીટર રાખવું તથા યુરીયા ૧૦૮, સીંગલ સુપર ફોસ્ફેટ ૩૧૨ કિ.ગ્રા., અને મ્યુરેટ ઓફ પોટાશ ૮૩ કિ.ગ્રા./ હેક્ટર પાયામાં આપવો.
લસણ	વૃદ્ધિ	થ્રીપ્સ,  પાનની ટોચનો સુકારો 	થ્રીપ્સના નિયંત્રણ માટે લીંબોળીનું તેલ ૫૦ મિલિ અથવા લીંબોળીના મીંજનું ૫ ટકા અર્કનું દ્રાવણ ૫૦૦ મીલી અને પ્રોફેનોફોસ ૨૦ મિલી અથવા લેમ્બડા સાયહેલોથ્રીન ૧૫ મિલી દવાને ૧૦ લીટર પાણીમાં મિશ્ર લીટર પાણીમાં મિશ્ર કરીને છંટકાવ કરવો. પાનની ટોચનો સુકારાના નિયંત્રણ માટે મેન્કોઝેબ ૨૭ ગ્રામ અથવા ક્લોરોથેલોનીલ ૨૭ ગ્રામ અથવા ફોઝેટાઈલ ૨૦ ગ્રામ ૧૦ લીટર પાણીમાં કરીને ૧૫ દિવસના અંતરે ત્રણ છંટકાવ કરવા.
ચણા	પોપટામાં દાણા ભરાવા	લીલી અને લશ્કરી ઈંચળ 	ચણાના પાકમાં લીલી અને લશ્કરી ઈંચળના નિયંત્રણ માટે પક્ષીઓને બેસવા માટે " T " આકારના બેલાખડા મુકવા. જો વધુ ઉપદ્રવ જણાય તો કવીનાલફોસ ૨૦ મિલી અથવા એમામેકટીન બેન્ઝોએટ ૬.૫ ગ્રામ ૧૦ લીટર પાણીમાં કરીને છંટકાવ કરવો. તેમજ લીંબોળીનું તેલ ૫૦મિલિ અથવા લીંબોળીના મીંજનું ૫ ટકા અર્કનું દ્રાવણ ૫૦૦ મીલી ૧૦ લીટર પાણીમાં કરીને છંટકાવ કરવો. પન્ના સુકારાના નિયંત્રણ માટે ડાયથેન એમ ૪૫, ૨૭ ગ્રામ અને હેક્ઝાકોનાઝોલ ૧૫ મિલી દવા વારાફરતી ૧૦ લીટર પાણીમાં મિશ્ર કરીને ૧૫ દિવસના અંતરે છંટકાવ કરવો.
ધાણા	દેહધાર્મિક	-	ધાણાના પાકની યોગ્ય સમયે કાપણી કરીને પૂળાવાળી સીધો

	પરિપક્વતા		સુર્યપ્રકાશ દાણા પર પડે નહિ તેમ ઉભડા કરવા જેથી દાણાનો લીલો કલર જળવાય રહે.
જીરું	ફૂલ/ દાણા બંધાવા	થ્રીપ્સ ચરમી અને રાખોડી 	થ્રીપ્સના નિયંત્રણ માટે લીંબોળીનું તેલ ૫૦મિલિ અથવા લીંબોળીના મીંજનું ૫ ટકા અર્કનું દ્રાવણ ૫૦૦ મીલી અને થાયોમીથોક્ઝામ ૫ ગ્રામ અથવા સ્પીનોસાઈ ૩ મી.લી. ૧૦ લીટર પાણીમાં મિશ્ર કરીને છંટકાવ કરવો. તેમજ ચરમીનો ઉપદ્રવ ન થાય તે માટે ડાયથેન એમ ૪૫, ૨૭ ગ્રામ અને હેક્ઝાકોનાઝોલ ૧૫ મિલી દવા વારાફરતી ૧૦ લીટર પાણીમાં મિશ્ર કરીને ૧૫ દિવસના અંતરે છંટકાવ કરવો. 
ઘઉં	દુધિયા દાણા	-	આ અવસ્થાએ પાણીની ખેંચ પાડવા દેવી નહિ. ઘઉંના દાણાની સારી ગુણવત્તા માટે છેલ્લા પિયત પહેલા ૨ ટકા યુરિઆનાં દ્રાવણને અને મેન્કોઝેબ દવા ૨૫ ગ્રામ ૧૦ લીટર પાણીમાં મિશ્ર કરી છાંટો.
ડુંગળી	વૃદ્ધિ/કાપણી	જાંબલી ધાબા 	ડુંગળીના પાકમાં જાંબલી ધાબાના રોગના નિયંત્રણ માટે મેન્કોઝેબ ૨૭ ગ્રામ અથવા ક્લોરોથેલોનીલ ૨૭ ગ્રામ અથવા ફોઝેટાઈલ ૨૦ ગ્રામના ૧૫ દિવસના અંતરે ત્રણ છંટકાવ કરવા.
રીંગણી અને ટમેટી	ફુલ/ફળ	સફેદ માખી	<ul style="list-style-type: none"> ➤ લીંબોળીનું તેલ ૫૦મિલિ અથવા લીંબોળીના મીંજનું ૫ ટકા અર્કનું દ્રાવણ ૫૦૦ મીલી ૧૦ લી. પાણીમાં મિશ્ર કરી છંટકાવ કરવો. જો વધુ ઉપદ્રવ હોય તો દ્રાયઝોફોસ ૪૦ ઈ.સી. ૨૦ મી.લી. અથવા એસીટેમાપ્રીડ ૨૦ ટકા ૫ ગ્રામ/૧૦ લીટર પાણીમાં મિશ્ર કરી છંટકાવ કરવો. ➤ ફળ અને ડોકાની ઈંચળોનો ઉપદ્રવ હોય તો નુકશાન પામેલ ફળ અને ડોકા તોડીને જમીનમાં દાંટી દેવા અને ક્લોરાનટ્રાનીલીપ્રોલ ૧૮.૫ એસ.સી (રીનાક્ષીપાયર) દવા ૩

		<p>ડુંખ અને→ ફળ કોરી ખાનાર ઈયળ</p> <p>કથીરી →</p>	<p>મિલી અથવા ડીડીવીપી ૭૬ ઈસી ૧૦ લીટર પાણીમાં મિશ્ર કરીને છંટકાવ કરવો.</p> <p>➤ રીંગણી અને ટમેટીના પાકમાં પાન કથીરીના નિયંત્રણ માટે પ્રોપરગાઈટ દવા ૧૦ મિલી/૧૦ લીટર પાણીમાં મિશ્ર કરીને છંટકાવ કરવો.</p>
કોબી અને ફલાવર	વૃદ્ધિ/દડા	હિરાફૂદુ	કોબી અને ફલાવરમાં હિરાફૂદાણા નિયંત્રણ માટે સ્પીનોસાઈ ૩ મિલી/૧૦ લીટર પાણીમાં મિશ્ર કરી છંટકાવ કરવો
મરચી	ફુલ/ફળ	<p>પાનની કુકડ- થીપ્સ→</p>  <p>પાનની કુકડ-</p>  <p>કાલવ્રણ →</p> 	<p>ટ્રાયઝોફોસ ૪૦ ઈ.સી. ૨૦ મી.લી. અથવા એસીટેમાપ્રીડ ૨૦ ટકા ૫ ગ્રામ અથવા પ્રોફેનોફોસ ૨૦ મી.લી.અને લીંબોળીનું તેલ ૫૦ મીલી અથવા લીંબોળીના મીંજનું ૫ ટકા અર્કનું દ્રાવણ ૫૦૦ મીલી ૧૦ લી.પાણીમાં મિશ્ર કરી છંટકાવ કરવો.</p> <p>વાયરસના કારણે પીળા થઈ કુકડાય ગયેલ છોડ ઉપાડી તેનો જમીનમાં દાટી નાશ કરવો. ત્યાં સફેદ માખીથી ફેલાતો હોવાથી તેના નિયંત્રણ માટે હોસ્તાથીયોન દવા ૨૦ મી.લી./૧૦ લી. પાણીમાં મિશ્ર કરી છંટકાવ કરવો.</p> <p>કાલવ્રણ રોગના નિયંત્રણ માટે મેન્કોઝેબ ૨૭ ગ્રામ અથવા ક્લોરોથેલોનીલ ૨૭ ગ્રામ અથવા ફોઝેટાઈલ ૨૦ ગ્રામના ૧૫ દિવસના અંતરે ત્રણ છંટકાવ કરવા.</p>
આંબો	ફૂલ	મધીયો અને મગીયાની ઈયળ	<p>આંબામાં મધીયો અને મગીયાની ઈયળના નિયંત્રણ માટે ઈમીડાક્લોપ્રીડ ૫ મિલી ૧૦ લી.પાણીમાં મિશ્ર કરી છંટકાવ કરવો.</p>  <p>આંબામાં ભુકીછારો/રાખોડીના નિયંત્રણ માટે હેક્ઝાકોનાઝોલ ૧૫</p>

		ભુકીછારો/ રાખોડી	મિલી ૧૦ લી.પાણીમાં મિશ્ર કરી છંટકાવ કરવો. 
પશુ/ મરઘા 	નાના વાછરડાઓને રાત્રે ઠંડીથી બચવા પશુ ઘરમાં રખવા. પ્રજીવથી થતા બૃસેલ્લા અને અન્ય રોગોની ચકાસણી કરાવવી. ખરવા મોવાસાના રોગનું રસીકરણ કરાવવું. ઈતરડીના નિયંત્રણ માટે ડેલ્ટામેથ્રીન અથવા એમીટ્રાઝ ૨ મી.લી. ૧ લીટર પાણીમાં નાખીને છાંટવી. વિટામીન એ તથા ડી પુરકો આપવા. કરમિયાની દવા આપવી તથા ઉછરતા પશુઓમાં બૃસેલ્લા કાફવુંડનું રસીકરણ કરાવવું. દુધાળા પશુઓ કે જેની દૂધ ઊપજ ૨ લીટર હોય તેમને ૧ કિલો ખાણ + ૫૦ ગ્રામ ખનીજ તત્વોનું મિશ્રણ આપવું. લીલુઘાસ , સુકું ઘાસ અને ખનીજ તત્વોનું મિશ્રણ ખોરાકમાં આપવું.		

જુકૃયુ/ટેકનિકલ ઓફિસર.(સુખે)/એગ્રોમેટ/બુલેટીન/ /૨૦૧૮
 તરઘડિયા(રાજકોટ), તારીખ: ૧૫/૦૨/૨૦૧૯.

પ્રતિ,
 તંત્રીશ્રી/ડાયરેક્ટરશ્રી,
 રાજકોટ,

ઉપરોક્ત માહિતી આપના દૈનિક સમાચાર પત્રોમાં, રેડીયોમાં ગામના ચોરાના કાર્યક્રમમાં તથા ટીવીના ગ્રામ્ય કાર્યક્રમમાં વિના મૂલ્યે પ્રસિધ્ધ કરાવવા નમ્ર વિનંતી છે. સહકારની અપેક્ષા સહ આભાર.

ટેકનીકલ ઓફિસર
 સુકી ખેતીસંશોધન કેન્દ્ર
 જુનાગઢ કૃષિ નિવર્સિટી
 તરઘડિયા



GraminKrushiMausamSeva
Main Dry Farming Research Station
Junagadh Agricultural University
Targhadia (Rajkot) - 360 003
Phone: (0281)2784260(O), 2331686(R)
Fax : (0281)2784722, Cell :942756433



Agro met Advisory Service bulletin No.-92 for the Rajkot district

(Issued jointly by DFRS, J.A.U., Targhadia (Rajkot) and India Meteorological Department)

(Period 16 to 20 February - 2019)

Significant past weather for the preceding week of Rajkot

Rainfall (mm)	0.0
Maximum temperature (°C)	27.4-35.6
Minimum temperature (°C)	9.5-15.0
Relative Humidity (%) I	43-96
Relative Humidity (%) II	22-30
Wind speed (Kmph)	4.1-7.0


Weather forecast until 08-30 hrs of 20/02/2019





(1) RAJKOT DISTRICT:






	16/02/19	17/02/19	18/02/19	19/02/19	20/02/19
Rainfall (mm)	0	0	0	0	0
Max.Temp.(°C)	31	32	32	32	33
Min.Temp.(°C)	17	16	17	16	17
Total CC (octa)	0	0	0	1	1
RH-I (%)	54	42	39	69	66
RH-II (%)	21	13	12	17	19
Wind Speed (kmph)	11	10	11	9	8
Wind Direction(deg.)	95	31	314	288	56



Agro meteorological Advisories:

General Advice	<ul style="list-style-type: none">• Rain fall: Dry and mainly clear weather forecasted for next five days.• Temperature: Maximum and minimum temperature likely to be in range of 31-33°C and 16-17°C, respectively.• Relative Humidity: The RH-I and RH-II is likely to be in the range of 39-69% & 12-21, respectively.• Wind Direction and Speed: Direction and speed of wind is likely to be E, NE, NW, W and 8-11 km/h, respectively.		
Crops	Stage	Insect/Pest/ Variety	Advisory

Summer Groundnut	Sowing	TAG-24,TG-37-A, TPG-41,GG-2, GJG-31	Carry out sowing of summer groundnut as temperature rises to 22-25° C and give seed treatment of Tebuconazole 1.25 gm/1 kg seed. Apply Single Super Phosphate 312 kg, Ammonium sulphate 125 kg and Castor cake 250 kg/ha OR DAP 108 kg, Gypsum 250 kg and castor cake 250 kg/ha as basal.
Summer Sesame	Preparation for sowing	G.Til-2, G.Til-3	Procure good quality seeds of sesame and carry out sowing of summer SESAME as minimum and maximum temperature rises up to 19 °C and 30°C, respectively and give seed treatment of vitavax (Carboxin 37.5% + Thiram 37.5%) or mencozeb or carbendazim 2-3 gm/1 kg seed. Apply Single Super Phosphate 156 kg and 55 kg urea/ha, OR DAP 54 kg and 33 kg urea/ha as basal.
Brinjal	Transplan-ting	Junagadh oblong, Junagadh long, Guj. Bringle-2	Keep planting distance 90 X 60 cm ² and apply urea 108, single super phosphate 312 and murret of potash 83 kg/ha at sowing time.
Lady finger	Sowing	Guj. Hy.-1 & 2	Keep planting distance 60 X 45 cm ² and apply urea 108, single super phosphate 312 and murret of potash 83 kg/ha at sowing time.
Ridge gourd	Sowing	Pusanasdar, Jaipuri,	Keep planting distance 1.5 X 0.5 m ² and apply urea 27, single super phosphate 78 and murret of potash 21 kg/ha at sowing time.
Bottle gourd	Sowing	Junagadh tender long, Pusa summer prolific long	Keep planting distance 2 X 0.5 m ² and apply urea 108, single super phosphate 312 and murret of potash 83 kg/ha at sowing time.
Sponge guard	Sowing	Pusachikni	Keep planting distance 1.5 X 0.5 m ² and apply urea 27, single super phosphate 78 and murret of potash 21 kg/ha at sowing time.
Bitter guard	Sowing	Priya, Pusadomosmi	Keep planting distance 1.0 X 1.0 m ² and apply urea 65, single super phosphate 375 and murret of potash 100 kg/ha at sowing time.
Cluster bean	Sowing	Pusasadabahar, Pusanavbahar, IC-11388	Keep planting distance 60 X 30 cm ² and apply urea 55, single super phosphate 235 and murret of potash 63kg/ha at sowing time.
Water melon	Sowing	Sugar baby, Arkajyoti	Keep planting distance 2.0 X 1.0 m ² and apply urea 108, single super phosphate 312 and murret of potash 83 kg/ha at sowing time.
Garlic	Girth development	Thrips and  Alternaria leaf blight	Heavy attack of thrips observed due to migration from harvested cotton field, for control spray neem seed extract 5% and make alternative sprays of profenofos 20 ml and lambda-cyhalothrin 14 ml in 10 liters of water at 10 days interval. The disease infestation observed in standing crop. Due to cloudy weather increase periods between irrigations

			means do not over irrigate the crop. Make two Spray 27 gmMencozeb/10 liters of water at 10 days interval.
Chick pea	Pod formation/development	<p>Heliothes</p> 	<p>Under present weather condition heliothes infestation observed in chickpea. So, Monitor the crop regularly for heliothes and prodenia infestation.</p> <ul style="list-style-type: none"> • “T” shaped bird perches in and around crop field to be installed for controlling the insect population. • Spray neem seed extract 5 % or neem seed oil 50 ml in 10 litres of water. • If infestation cross ETL spray 3 ml Spinosad in 10 liters of water. • Also to prevent blight disease infestation spray Mencozeb 27 gm in 10 liters of water at 10 days interval as precautionary measure.
Wheat	Milking/Physiological maturity	-	<p>Apply irrigation at critical stage without stress.</p> <p>To improve the quality of wheat grain spray 2 % uria solution before the last irrigation and spray mancozeb @ 25 gm/10 lit of water.</p>
Cumin	Grain development	<p>Thrips</p> <p>Blight and Powery mildew</p>  	<p>Under present weather condition attack of thrips and aphids has been reported spray Acetamiprid 5 gm/10 liters of water.</p> <p>Under present weather condition spray Hexaconazole 15 ml/10 liters of water to prevent blight and powdery mildew infestation.</p>
Coriander	Physiological maturity	-	<p>Harvest at proper maturity, heap harvested plants as sun rays do not fall directly on coriander seeds, directly to maintain green colour for quality.</p>
Onion	Growth/harvesting	Thrips	For thrips control spray neem seed extract 5% and Make alternative sprays of profenofos 20 ml

		Purple blotch → 	and lambda-cyhalothrin 14 ml in 10 liters of water at 10 days interval. . Spray Mencozeb 25 gm and hexaconazole 15 ml in 10 liters of water at 10 days interval.
Brinjal& Tomato	Flowering/ fruiting	Sucking pest → &Fruit borer	To control sucking pest spray neem seed extract 5 % or neem seed oil 50 ml and 20 ml Trizophos in 10 liters of water at 15 days In brinjal and tomato constant monitoring of borers by using pheromone traps 4-6 per acre is advised, If insect population is above ETL than spraying of Chlorpyrifos 20 EC 20 ml or DDVP 76 EC 7 ml or Emamectin Benzoate 5 WP 3 g or Chlorantraniliprole 18.5 SC 3 ml or Cypermethrin 10 EC 10 ml per 10 l of water is advise against fruit borer.
Cabbage and cauliflower	Growth & fruiting	Diamond back moth	If insect population is above ETL than spraying of Spinosad 3.0 ml/10 litre of water is advised against diamond back moth in cauliflower and cabbage.
Chili	Flowering & fruiting	Thrips →  Leaf curling Virus →  Anthracnose → 	In present weather conditions severe attack of thrips has been reported.Spray Triazophos 40 EC @ 10 ml or Acephate 75 SP 10 g or Fipronil 5 SC 20 ml per 10 l of water after fruit picking. Apply Neem based insecticide. In present weather conditions, rouging of viral infested crop should be done in chilli. Infected plants should be uprooted and buried in the soil. After rouging, spraying of Imidacloprid @ 5 ml per 10litre of water is advisedfor control the vector, when sky remains clear. Spray Mencozeb 27gm in 10 liters of water
Mango	Flowering	Blossom midge and Leaf hopper →  Powdery Mildew →	To prevent damage spray imidacloprid 5 ml/10 litres of water. Spray 15 ml Hexaconzole in 10 liters of water.

			
<p>Livestock & poultry</p> 	<p>Keep animal shed hygienic and clean to avoid flies and mosquitoes. Spray Deltamethrin or Amitraz 2 ml/litre of water for the control of tick. Carry out vaccination for foot and mouth disease. Check up for reproductive diseases evaluation. Provide ad lib warm water to lactating animals. Keep young calves indoors during night time to avoid cold stress. Carry out sowing of maize for fodder purpose. For milch animals, regularly follow schedule of 1 kg feed + 50 g mineral mixture per 2 liters of milk yield. Feed animals with a mixture of green grass + hay + minerals + dry feed.</p>		

Technical Officer, GKMS Unit, DFRS, JAU, Targhadia.



Gramin Krushi Mausam Seva
Main Dry Farming Research Station
Junagadh Agricultural University
Targhadia (Rajkot) - 360 003
Phone: (0281)2784260(O), 2331686(R)
Fax : (0281)2784722, Cell :942756433



Agro met Advisory Service bulletin No.-92 for the Morbi district

(Issued jointly by DFRS, J.A.U., Targhadia (Rajkot) and India Meteorological Department)

(Period 16 to 20 February - 2019)



Weather forecast until 08-30 hrs of 20/02/2019





(2) MORBI DISTRICT:







	16/02/19	17/02/19	18/02/19	19/02/19	20/02/19
Rainfall (mm)	0	0	0	0	0
Max.Temp.(°C)	28	29	29	30	30
Min.Temp.(°C)	15	16	17	18	18
Total CC (octa)	0	0	0	1	0
RH-I (%)	36	31	27	38	38
RH-II (%)	16	14	11	18	15
Wind Speed (kmph)	10	10	6	4	6
Wind Direction(deg.)	36	60	320	314	69

Agro meteorological Advisories:

General Advice	<ul style="list-style-type: none">• Rain fall: Dry and mainly clear weather forecasted for next five days.• Temperature: Maximum and minimum temperature likely to be in range of 28-30°C and 15-18°C, respectively.• Relative Humidity: The RH-I and RH-II is likely to be in the range of 27-38% & 11-18, respectively.• Wind Direction and Speed: Direction and speed of wind is likely to be NE, NW, E and 4-10 km/h, respectively.		
Crops	Stage	Insect/Pest/ Variety	Advisory
Summer Groundnut	Sowing	TAG-24,TG-37-A, TPG-41,GG-2, GJG-31	Carry out sowing of summer groundnut as temperature rises to 22-25° C and give seed treatment of Tebuconazole 1.25 gm/1 kg seed. Apply Single Super Phosphate 312 kg, Ammonium sulphate 125 kg and Castor cake 250 kg/ha OR DAP 108 kg, Gypsum 250 kg and castor cake 250 kg/ha as basal.
Summer Sesame	Preparation for sowing	G.Til-2, G.Til-3	Procure good quality seeds of sesame and carry out sowing of summer SESAME as minimum and maximum

			temperature rises up to 19 °C and 30°C, respectively and give seed treatment of vitavax (Carboxin 37.5% + Thiram 37.5%) or mencozeb or carbendazim 2-3 gm/1 kg seed. Apply Single Super Phosphate 156 kg and 55 kg urea/ha, OR DAP 54 kg and 33 kg urea/ha as basal.
Brinjal	Transplan-ting	Junagadh oblong, Junagadh long, Guj. Bringle-2	Keep planting distance 90 X 60 cm ² and apply urea 108, single super phosphate 312 and murret of potash 83 kg/ha at sowing time.
Lady finger	Sowing	Guj. Hy.-1 & 2	Keep planting distance 60 X 45 cm ² and apply urea 108, single super phosphate 312 and murret of potash 83 kg/ha at sowing time.
Ridge gourd	Sowing	Pusanasdar, Jaipuri,	Keep planting distance 1.5 X 0.5 m ² and apply urea 27, single super phosphate 78 and murret of potash 21 kg/ha at sowing time.
Bottle gourd	Sowing	Junagadh tender long, Pusa summer prolific long	Keep planting distance 2 X 0.5 m ² and apply urea 108, single super phosphate 312 and murret of potash 83 kg/ha at sowing time.
Sponge guard	Sowing	Pusachikni	Keep planting distance 1.5 X 0.5 m ² and apply urea 27, single super phosphate 78 and murret of potash 21 kg/ha at sowing time.
Bitter guard	Sowing	Priya, Pusadomosmi	Keep planting distance 1.0 X 1.0 m ² and apply urea 65, single super phosphate 375 and murret of potash 100 kg/ha at sowing time.
Cluster bean	Sowing	Pusasadabahar, Pusanavbahar, IC-11388	Keep planting distance 60 X 30 cm ² and apply urea 55, single super phosphate 235 and murret of potash 63kg/ha at sowing time.
Water melon	Sowing	Sugar baby, Arkajyoti	Keep planting distance 2.0 X 1.0 m ² and apply urea 108, single super phosphate 312 and murret of potash 83 kg/ha at sowing time.
Garlic	Girth development	Thrips and  Alternaria leaf blight 	<p>Heavy attack of thrips observed due to migration from harvested cotton field, for control spray neem seed extract 5% and make alternative sprays of profenofos 20 ml and lambda-cyhalothrin 14 ml in 10 liters of water at 10 days interval.</p> <p>The disease infestation observed in standing crop. Due to cloudy weather increase periods between irrigations means do not over irrigate the crop.</p> <p>Make two Spray 27 gmMencozeb/10 liters of water at 10 days interval.</p>
Chick pea	Pod formation/development	Heliothes	<p>Under present weather condition heliothes infestation observed in chickpea. So, Monitor the crop regularly for heliothes and prodenia infestation.</p> <ul style="list-style-type: none"> • “T” shaped bird perches in and around crop field to be

			<p>installed for controlling the insect population.</p> <ul style="list-style-type: none"> • Spray neem seed extract 5 % or neem seed oil 50 ml in 10 litres of water. • If infestation cross ETL spray 3 ml Spinosad in 10 liters of water. • Also to prevent blight disease infestation spray Mencozeb 27 gm in 10 liters of water at 10 days interval as precautionary measure.
Wheat	Milking/Physiological maturity	-	<p>Apply irrigation at critical stage without stress.</p> <p>To improve the quality of wheat grain spray 2 % uria solution before the last irrigation and spray mancozeb @ 25 gm/10 lit of water.</p>
Cumin	Grain development	<p>Thrips</p> <p>Blight and Powery mildew</p>  	<p>Under present weather condition attack of thrips and aphids has been reported spray Acetamiprid 5 gm/10 liters of water.</p> <p>Under present weather condition spray Hexaconazole 15 ml/10 liters of water to prevent blight and powdery mildew infestation.</p>
Coriander	Physiological maturity	-	<p>Harvest at proper maturity, heap harvested plants as sun rays do not fall directly on coriander seeds, directly to maintain green colour for quality.</p>
Onion	Growth/harvesting	<p>Thrips</p> <p>Purple blotch →</p> 	<p>For thrips control spray neem seed extract 5% and Make alternative sprays of profenofos 20 ml and lambda-cyhalothrin 14 ml in 10 liters of water at 10 days interval. .</p> <p>Spray Mencozeb 25 gm and hexaconazole 15 ml in 10 liters of water at 10 days interval.</p>
Brinjal& Tomato	Flowering/fruiting	<p>Sucking pest →</p> <p>&Fruit borer</p>	<p>To control sucking pest spray neem seed extract 5 % or neem seed oil 50 ml and 20 ml Trizophos in 10 liters of water at 15 days</p> <p>In brinjal and tomato constant monitoring of borers</p>

			by using pheromone traps 4-6 per acre is advised, If insect population is above ETL than spraying of Chlorpyrifos 20 EC 20 ml or DDVP 76 EC 7 ml or Emamectin Benzoate 5 WP 3 g or Chlorantraniliprole 18.5 SC 3 ml or Cypermethrin 10 EC 10 ml per 10 l of water is advise against fruit borer.
Cabbage and cauliflower	Growth & fruiting	Diamond back moth	If insect population is above ETL than spraying of Spinosad 3.0 ml/10 litre of water is advised against diamond back moth in cauliflower and cabbage.
Chili	Flowering & fruiting	Thrips →  Leaf curling Virus →  Anthracnose → 	<p>In present weather conditions severe attack of thrips has been reported. Spray Triazophos 40 EC @ 10 ml or Acephate 75 SP 10 g or Fipronil 5 SC 20 ml per 10 l of water after fruit picking. Apply Neem based insecticide.</p> <p>In present weather conditions, rouging of viral infested crop should be done in chilli. Infected plants should be uprooted and buried in the soil. After rouging, spraying of Imidacloprid @ 5 ml per 10litre of water is advised for control the vector, when sky remains clear.</p> <p>Spray Mencozeb 27gm in 10 liters of water</p>
Mango	Flowering	Blossom midge and Leaf hopper →  Powdery Mildew → 	<p>To prevent damage spray imidacloprid 5 ml/10 litres of water.</p> <p>Spray 15 ml Hexaconzole in 10 liters of water.</p>
Livestock & poultry 	<p>Keep animal shed hygienic and clean to avoid flies and mosquitoes. Spray Deltamethrin or Amitraz 2 ml/litre of water for the control of tick. Carry out vaccination for foot and mouth disease. Check up for reproductive diseases evaluation. Provide ad lib warm water to lactating animals. Keep young calves indoors during night time to avoid cold stress. Carry out sowing of maize for fodder purpose. For milch animals, regularly follow schedule of 1 kg feed + 50 g mineral mixture per 2 liters of milk yield. Feed animals with a mixture of green grass + hay + minerals + dry feed.</p>		

Technical Officer, GKMS Unit, DFRS, JAU, Targhadia.



GraminKrushiMausamSeva
Main Dry Farming Research Station
Junagadh Agricultural University
Targhadia (Rajkot) - 360 003
Phone: (0281)2784260(O), 2331686(R)
Fax : (0281)2784722, Cell :94277 28523



Agro met Advisory Service bulletin No.-92 for the Jamnagar district

(Issued jointly by DFRS, J.A.U., Targhadia (Rajkot) and India Meteorological Department)

(Period 16 to 20 February - 2019)



Weather forecast until 08-30 hrs of 20/02/2019





(3) JAMNAGAR DISTRICT:







	16/02/19	17/02/19	18/02/19	19/02/19	20/02/19
Rainfall (mm)	0	0	0	0	0
Max. Temp.(°C)	27	29	28	28	28
Min. Temp.(°C)	18	18	17	17	18
Total CC (octa)	0	0	0	1	0
RH-I (%)	69	54	57	82	79
RH-II (%)	40	27	26	39	43
Wind Speed (kmph)	16	11	15	10	7
Wind Direction(deg.)	292	107	315	289	243

Agro meteorological Advisories:-

General Advice	<ul style="list-style-type: none"> • Rain fall: Dry and mainly clear weather forecasted for next five days. • Temperature: Maximum and minimum temperature likely to be in range of 27-29°C and 17-18°C, respectively. • Relative Humidity: The RH-I and RH-II is likely to be in the range of 54-82% & 26-43, respectively. • Wind Direction and Speed: Direction and speed of wind is likely to be W, E, NW, SW and 7-16 km/h, respectively. 		
Crops	Stage	Insect/Pest/ Variety	Advisory
Summer Groundnut	Sowing	TAG-24, TG-37-A, TPG-41, GG-2, GJG-31	Carry out sowing of summer groundnut as temperature rises to 22-25° C and give seed treatment of Tebuconazole 1.25 gm/1 kg seed. Apply Single Super Phosphate 312 kg, Ammonium sulphate 125 kg and Castor cake 250 kg/ha OR DAP 108 kg, Gypsum 250 kg and castor cake 250 kg/ha as basal.
Summer Sesame	Preparation for sowing	G.Til-2, G.Til-3	Procure good quality seeds of sesame and carry out sowing of summer SESAME as minimum and maximum temperature rises up to 19 °C and 30°C, respectively and give seed treatment of vitavax (Carboxin 37.5% +

			Thiram 37.5%) or mencozeb or carbendazim 2-3 gm/1 kg seed. Apply Single Super Phosphate 156 kg and 55 kg urea/ha, OR DAP 54 kg and 33 kg urea/ha as basal.
Brinjal	Transplan-ting	Junagadh oblong, Junagadh long, Guj. Bringle-2	Keep planting distance 90 X 60 cm ² and apply urea 108, single super phosphate 312 and murret of potash 83 kg/ha at sowing time.
Lady finger	Sowing	Guj. Hy.-1 & 2	Keep planting distance 60 X 45 cm ² and apply urea 108, single super phosphate 312 and murret of potash 83 kg/ha at sowing time.
Ridge gourd	Sowing	Pusanasdar, Jaipuri,	Keep planting distance 1.5 X 0.5 m ² and apply urea 27, single super phosphate 78 and murret of potash 21 kg/ha at sowing time.
Bottle gourd	Sowing	Junagadh tender long, Pusa summer prolific long	Keep planting distance 2 X 0.5 m ² and apply urea 108, single super phosphate 312 and murret of potash 83 kg/ha at sowing time.
Sponge guard	Sowing	Pusachikni	Keep planting distance 1.5 X 0.5 m ² and apply urea 27, single super phosphate 78 and murret of potash 21 kg/ha at sowing time.
Bitter guard	Sowing	Priya, Pusadomosmi	Keep planting distance 1.0 X 1.0 m ² and apply urea 65, single super phosphate 375 and murret of potash 100 kg/ha at sowing time.
Cluster bean	Sowing	Pusasadabahar, Pusanavbahar, IC-11388	Keep planting distance 60 X 30 cm ² and apply urea 55, single super phosphate 235 and murret of potash 63kg/ha at sowing time.
Water melon	Sowing	Sugar baby, Arkajyoti	Keep planting distance 2.0 X 1.0 m ² and apply urea 108, single super phosphate 312 and murret of potash 83 kg/ha at sowing time.
Garlic	Girth development	Thrips and  Alternaria leaf blight 	<p>Heavy attack of thrips observed due to migration from harvested cotton field, for control spray neem seed extract 5% and make alternative sprays of profenofos 20 ml and lambda-cyhalothrin 14 ml in 10 liters of water at 10 days interval.</p> <p>The disease infestation observed in standing crop. Due to cloudy weather increase periods between irrigations means do not over irrigate the crop.</p> <p>Make two Spray 27 gmMencozeb/10 liters of water at 10 days interval.</p>
Chick pea	Pod formation/deve lopment	Heliothes	<p>Under present weather condition heliothes infestation observed in chickpea. So, Monitor the crop regularly for heliothes and prodenia infestation.</p> <ul style="list-style-type: none"> • “T” shaped bird perches in and around crop field to be installed for controlling the insect population. • Spray neem seed extract 5 % or neem

			<p>seed oil 50 ml in 10 litres of water.</p> <ul style="list-style-type: none"> If infestation cross ETL spray 3 ml Spinosad in 10 liters of water. Also to prevent blight disease infestation spray Mencozeb 27 gm in 10 liters of water at 10 days interval as precautionary measure.
Wheat	Milking/Physiological maturity	-	<p>Apply irrigation at critical stage without stress.</p> <p>To improve the quality of wheat grain spray 2 % uria solution before the last irrigation and spray mancozeb @ 25 gm/10 lit of water.</p>
Cumin	Grain development	<p>Thrips</p> <p>Blight and Powery mildew</p>  	<p>Under present weather condition attack of thrips and aphids has been reported spray Acetamiprid 5 gm/10 liters of water.</p> <p>Under present weather condition spray Hexaconazole 15 ml/10 liters of water to prevent blight and powdery mildew infestation.</p>
Coriander	Physiological maturity	-	<p>Harvest at proper maturity, heap harvested plants as sun rays do not fall directly on coriander seeds, directly to maintain green colour for quality.</p>
Onion	Growth/harvesting	<p>Thrips</p> <p>Purple blotch →</p> 	<p>For thrips control spray neem seed extract 5% and Make alternative sprays of profenofos 20 ml and lambda-cyhalothrin 14 ml in 10 liters of water at 10 days interval. .</p> <p>Spray Mencozeb 25 gm and hexaconazole 15 ml in 10 liters of water at 10 days interval.</p>
Brinjal& Tomato	Flowering/fruiting	<p>Sucking pest →</p> <p>&Fruit borer</p>	<p>To control sucking pest spray neem seed extract 5 % or neem seed oil 50 ml and 20 ml Trizophos in 10 liters of water at 15 days</p> <p>In brinjal and tomato constant monitoring of borers by using pheromone traps 4-6 per acre is advised, If insect population is above ETL than spraying of</p>

			Chlorpyrifos 20 EC 20 ml or DDVP 76 EC 7 ml or Emamectin Benzoate 5 WP 3 g or Chlorantraniliprole 18.5 SC 3 ml or Cypermethrin 10 EC 10 ml per 10 l of water is advise against fruit borer.
Cabbage and cauliflower	Growth & fruiting	Diamond back moth	If insect population is above ETL than spraying of Spinosad 3.0 ml/10 litre of water is advised against diamond back moth in cauliflower and cabbage.
Chili	Flowering & fruiting	Thrips →  Leaf curling Virus →  Anthracnose → 	<p>In present weather conditions severe attack of thrips has been reported. Spray Triazophos 40 EC @ 10 ml or Acephate 75 SP 10 g or Fipronil 5 SC 20 ml per 10 l of water after fruit picking. Apply Neem based insecticide.</p> <p>In present weather conditions, rouging of viral infested crop should be done in chilli. Infected plants should be uprooted and buried in the soil. After rouging, spraying of Imidacloprid @ 5 ml per 10litre of water is advisedfor control the vector, when sky remains clear.</p> <p>Spray Mencozeb 27gm in 10 liters of water</p>
Mango	Flowering	Blossom midge and Leaf hopper →  Powdery Mildew → 	<p>To prevent damage spray imidacloprid 5 ml/10 litres of water.</p> <p>Spray 15 ml Hexaconzole in 10 liters of water.</p>
Livestock & poultry 	<p>Keep animal shed hygienic and clean to avoid flies and mosquitoes. Spray Deltamethrin or Amitraz 2 ml/litre of water for the control of tick. Carry out vaccination for foot and mouth disease. Check up for reproductive diseases evaluation. Provide ad lib warm water to lactating animals. Keep young calves indoors during night time to avoid cold stress. Carry out sowing of maize for fodder purpose. For milch animals, regularly follow schedule of 1 kg feed + 50 g mineral mixture per 2 liters of milk yield. Feed animals with a mixture of green grass + hay + minerals + dry feed.</p>		

Technical Officer, GKMS Unit, DFRS, JAU, Targhadia.



GraminKrushiMausamSeva
Main Dry Farming Research Station
Junagadh Agricultural University
Targhadia (Rajkot) - 360 003
Phone: (0281)2784260(O), 2331686(R)
Fax : (0281)2784722, Cell :94277 28523



Agro met Advisory Service bulletin No.-92 for the Devbhoomi Dwarka district

(Issued jointly by DFRS, J.A.U., Targhadia (Rajkot) and India Meteorological Department)

(Period 16 to 20 February - 2019)



Weather forecast until 08-30 hrs of 20/02/2019





(4) DEVBHOOMI DWARKA DISTRICT:







	16/02/19	17/02/19	18/02/19	19/02/19	20/02/19
Rainfall (mm)	0	0	0	0	0
Max. Temp.(°C)	25	27	26	26	26
Min. Temp.(°C)	18	18	18	17	17
Total CC (octa)	0	0	0	1	0
RH-I (%)	71	57	63	85	81
RH-II (%)	40	20	21	37	42
Wind Speed (kmph)	17	10	15	9	8
Wind Direction(deg.)	355	179	316	286	336

Agro meteorological Advisories:-

General Advice	<ul style="list-style-type: none"> • Rain fall: Dry and mainly clear weather forecasted for next five days. • Temperature: Maximum and minimum temperature likely to be in range of 25-27°C and 17-18°C, respectively. • Relative Humidity: The RH-I and RH-II is likely to be in the range of 57-85% & 20-42, respectively. • Wind Direction and Speed: Direction and speed of wind is likely to be NW, S, W and 8-17 km/h, respectively. 		
Crops	Stage	Insect/Pest/ Variety	Advisory
Summer Groundnut	Sowing	TAG-24, TG-37-A, TPG-41, GG-2, GJG-31	Carry out sowing of summer groundnut as temperature rises to 22-25° C and give seed treatment of Tebuconazole 1.25 gm/1 kg seed. Apply Single Super Phosphate 312 kg, Ammonium sulphate 125 kg and Castor cake 250 kg/ha OR DAP 108 kg, Gypsum 250 kg and castor cake 250 kg/ha as basal.
Summer Sesame	Preparation for sowing	G.Til-2, G.Til-3	Procure good quality seeds of sesame and carry out sowing of summer SESAME as minimum and maximum temperature rises up to 19 °C and 30°C, respectively and give seed treatment of vitavax (Carboxin 37.5% +

			Thiram 37.5%) or mencozeb or carbendazim 2-3 gm/1 kg seed. Apply Single Super Phosphate 156 kg and 55 kg urea/ha, OR DAP 54 kg and 33 kg urea/ha as basal.
Brinjal	Transplan-ting	Junagadh oblong, Junagadh long, Guj. Bringle-2	Keep planting distance 90 X 60 cm ² and apply urea 108, single super phosphate 312 and murret of potash 83 kg/ha at sowing time.
Lady finger	Sowing	Guj. Hy.-1 & 2	Keep planting distance 60 X 45 cm ² and apply urea 108, single super phosphate 312 and murret of potash 83 kg/ha at sowing time.
Ridge gourd	Sowing	Pusanasdar, Jaipuri,	Keep planting distance 1.5 X 0.5 m ² and apply urea 27, single super phosphate 78 and murret of potash 21 kg/ha at sowing time.
Bottle gourd	Sowing	Junagadh tender long, Pusa summer prolific long	Keep planting distance 2 X 0.5 m ² and apply urea 108, single super phosphate 312 and murret of potash 83 kg/ha at sowing time.
Sponge guard	Sowing	Pusachikni	Keep planting distance 1.5 X 0.5 m ² and apply urea 27, single super phosphate 78 and murret of potash 21 kg/ha at sowing time.
Bitter guard	Sowing	Priya, Pusadomosmi	Keep planting distance 1.0 X 1.0 m ² and apply urea 65, single super phosphate 375 and murret of potash 100 kg/ha at sowing time.
Cluster bean	Sowing	Pusasadabahar, Pusanavbahar, IC-11388	Keep planting distance 60 X 30 cm ² and apply urea 55, single super phosphate 235 and murret of potash 63kg/ha at sowing time.
Water melon	Sowing	Sugar baby, Arkajyoti	Keep planting distance 2.0 X 1.0 m ² and apply urea 108, single super phosphate 312 and murret of potash 83 kg/ha at sowing time.
Garlic	Girth development	Thrips and  Alternaria leaf blight 	<p>Heavy attack of thrips observed due to migration from harvested cotton field, for control spray neem seed extract 5% and make alternative sprays of profenofos 20 ml and lambda-cyhalothrin 14 ml in 10 liters of water at 10 days interval.</p> <p>The disease infestation observed in standing crop. Due to cloudy weather increase periods between irrigations means do not over irrigate the crop.</p> <p>Make two Spray 27 gmMencozeb/10 liters of water at 10 days interval.</p>
Chick pea	Pod formation/deve lopment	Heliothes	<p>Under present weather condition heliothes infestation observed in chickpea. So, Monitor the crop regularly for heliothes and prodenia infstation.</p> <ul style="list-style-type: none"> • “T” shaped bird perches in and around crop field to be installed for controlling the insect population. • Spray neem seed extract 5 % or neem

			<p>seed oil 50 ml in 10 litres of water.</p> <ul style="list-style-type: none"> If infestation cross ETL spray 3 ml Spinosad in 10 liters of water. Also to prevent blight disease infestation spray Mencozeb 27 gm in 10 liters of water at 10 days interval as precautionary measure.
Wheat	Milking/Physiological maturity	-	<p>Apply irrigation at critical stage without stress.</p> <p>To improve the quality of wheat grain spray 2 % uria solution before the last irrigation and spray mancozeb @ 25 gm/10 lit of water.</p>
Cumin	Grain development	<p>Thrips</p> <p>Blight and Powery mildew</p>  	<p>Under present weather condition attack of thrips and aphids has been reported spray Acetamiprid 5 gm/10 liters of water.</p> <p>Under present weather condition spray Hexaconazole 15 ml/10 liters of water to prevent blight and powdery mildew infestation.</p>
Coriander	Physiological maturity	-	<p>Harvest at proper maturity, heap harvested plants as sun rays do not fall directly on coriander seeds, directly to maintain green colour for quality.</p>
Onion	Growth/harvesting	<p>Thrips</p> <p>Purple blotch →</p> 	<p>For thrips control spray neem seed extract 5% and Make alternative sprays of profenofos 20 ml and lambda-cyhalothrin 14 ml in 10 liters of water at 10 days interval. .</p> <p>Spray Mencozeb 25 gm and hexaconazole 15 ml in 10 liters of water at 10 days interval.</p>
Brinjal& Tomato	Flowering/fruitletting	<p>Sucking pest →</p> <p>&Fruit borer</p>	<p>To control sucking pest spray neem seed extract 5 % or neem seed oil 50 ml and 20 ml Trizophos in 10 liters of water at 15 days</p> <p>In brinjal and tomato constant monitoring of borers by using pheromone traps 4-6 per acre is advised, If insect population is above ETL than spraying of</p>

			Chlorpyrifos 20 EC 20 ml or DDVP 76 EC 7 ml or Emamectin Benzoate 5 WP 3 g or Chlorantraniliprole 18.5 SC 3 ml or Cypermethrin 10 EC 10 ml per 10 l of water is advise against fruit borer.
Cabbage and cauliflower	Growth & fruiting	Diamond back moth	If insect population is above ETL than spraying of Spinosad 3.0 ml/10 litre of water is advised against diamond back moth in cauliflower and cabbage.
Chili	Flowering & fruiting	Thrips →  Leaf curling Virus →  Anthracnose → 	<p>In present weather conditions severe attack of thrips has been reported. Spray Triazophos 40 EC @ 10 ml or Acephate 75 SP 10 g or Fipronil 5 SC 20 ml per 10 l of water after fruit picking. Apply Neem based insecticide.</p> <p>In present weather conditions, rouging of viral infested crop should be done in chilli. Infected plants should be uprooted and buried in the soil. After rouging, spraying of Imidacloprid @ 5 ml per 10litre of water is advisedfor control the vector, when sky remains clear.</p> <p>Spray Mencozeb 27gm in 10 liters of water</p>
Mango	Flowering	Blossom midge and Leaf hopper →  Powdery Mildew → 	<p>To prevent damage spray imidacloprid 5 ml/10 litres of water.</p> <p>Spray 15 ml Hexaconzole in 10 liters of water.</p>
Livestock & poultry 	<p>Keep animal shed hygienic and clean to avoid flies and mosquitoes. Spray Deltamethrin or Amitraz 2 ml/litre of water for the control of tick. Carry out vaccination for foot and mouth disease. Check up for reproductive diseases evaluation. Provide ad lib warm water to lactating animals. Keep young calves indoors during night time to avoid cold stress. Carry out sowing of maize for fodder purpose. For milch animals, regularly follow schedule of 1 kg feed + 50 g mineral mixture per 2 liters of milk yield. Feed animals with a mixture of green grass + hay + minerals + dry feed.</p>		

Technical Officer, GKMS Unit, DFRS, JAU, Targhadia.



Gramin Krushi Mausam Seva
Main Dry Farming Research Station
Junagadh Agricultural University
Targhadia (Rajkot) - 360 003
Phone: (0281)2784260(O), 2331686(R)
Fax : (0281)2784722, Cell :94277 28523



Agro met Advisory Service bulletin No.-92 for the Amreli district

(Issued jointly by DFRS, J.A.U., Targhadia (Rajkot) and India Meteorological Department)

(Period 16 to 20 February - 2019)



Weather forecast until 08-30 hrs of 20/02/2019





(5) AMRELI DISTRICT:







	16/02/19	17/02/19	18/02/19	19/02/19	20/02/19
Rainfall (mm)	0	0	0	0	0
Max.Temp.(°C)	32	32	33	33	33
Min.Temp.(°C)	16	16	16	17	17
Total CC (octa)	0	0	0	0	0
RH-I (%)	52	41	36	52	53
RH-II (%)	23	19	17	19	23
Wind Speed (kmph)	14	11	12	11	9
Wind Direction(deg.)	59	41	316	325	30

Agro meteorological Advisories :

General Advice	<ul style="list-style-type: none"> • Rain fall: Dry and clear sky weather forecasted for next five days. • Temperature: Maximum and minimum temperature likely to be in range of 32-33°C and 16-17°C, respectively. • Relative Humidity: The RH-I and RH-II is likely to be in the range of 36-53% & 17-23, respectively. • Wind Direction and Speed: Direction and speed of wind is likely to be NE, NW and 9-14 km/h, respectively. 		
Crops	Stage	Insect/Pest/ Variety	Advisory
Summer Groundnut	Sowing	TAG-24, TG-37-A, TPG-41, GG-2, GJG-31	Carry out sowing of summer groundnut as temperature rises to 22-25° C and give seed treatment of Tebuconazole 1.25 gm/1 kg seed. Apply Single Super Phosphate 312 kg, Ammonium sulphate 125 kg and Castor cake 250 kg/ha OR DAP 108 kg, Gypsum 250 kg and castor cake 250 kg/ha as basal.
Summer Sesame	Preparation for sowing	G.Til-2, G.Til-3	Procure good quality seeds of sesame and carry out sowing of summer SESAME as minimum and maximum temperature rises up to 19 °C and 30°C, respectively and give seed treatment of vitavax (Carboxin 37.5% +

			Thiram 37.5%) or mencozeb or carbendazim 2-3 gm/1 kg seed. Apply Single Super Phosphate 156 kg and 55 kg urea/ha, OR DAP 54 kg and 33 kg urea/ha as basal.
Brinjal	Transplan-ting	Junagadh oblong, Junagadh long, Guj. Bringle-2	Keep planting distance 90 X 60 cm ² and apply urea 108, single super phosphate 312 and murret of potash 83 kg/ha at sowing time.
Lady finger	Sowing	Guj. Hy.-1 & 2	Keep planting distance 60 X 45 cm ² and apply urea 108, single super phosphate 312 and murret of potash 83 kg/ha at sowing time.
Ridge gourd	Sowing	Pusanasdar, Jaipuri,	Keep planting distance 1.5 X 0.5 m ² and apply urea 27, single super phosphate 78 and murret of potash 21 kg/ha at sowing time.
Bottle gourd	Sowing	Junagadh tender long, Pusa summer prolific long	Keep planting distance 2 X 0.5 m ² and apply urea 108, single super phosphate 312 and murret of potash 83 kg/ha at sowing time.
Sponge guard	Sowing	Pusachikni	Keep planting distance 1.5 X 0.5 m ² and apply urea 27, single super phosphate 78 and murret of potash 21 kg/ha at sowing time.
Bitter guard	Sowing	Priya, Pusadomosmi	Keep planting distance 1.0 X 1.0 m ² and apply urea 65, single super phosphate 375 and murret of potash 100 kg/ha at sowing time.
Cluster bean	Sowing	Pusasadabahar, Pusanavbahar, IC-11388	Keep planting distance 60 X 30 cm ² and apply urea 55, single super phosphate 235 and murret of potash 63kg/ha at sowing time.
Water melon	Sowing	Sugar baby, Arkajyoti	Keep planting distance 2.0 X 1.0 m ² and apply urea 108, single super phosphate 312 and murret of potash 83 kg/ha at sowing time.
Garlic	Girth development	Thrips and  Alternaria leaf blight 	<p>Heavy attack of thrips observed due to migration from harvested cotton field, for control spray neem seed extract 5% and make alternative sprays of profenofos 20 ml and lambda-cyhalothrin 14 ml in 10 liters of water at 10 days interval.</p> <p>The disease infestation observed in standing crop. Due to cloudy weather increase periods between irrigations means do not over irrigate the crop.</p> <p>Make two Spray 27 gmMencozeb/10 liters of water at 10 days interval.</p>
Chick pea	Pod formation/deve lopment	Heliothes	<p>Under present weather condition heliothes infestation observed in chickpea. So, Monitor the crop regularly for heliothes and prodenia infestation.</p> <ul style="list-style-type: none"> • “T” shaped bird perches in and around crop field to be installed for controlling the insect population. • Spray neem seed extract 5 % or neem

			<p>seed oil 50 ml in 10 litres of water.</p> <ul style="list-style-type: none"> If infestation cross ETL spray 3 ml Spinosad in 10 liters of water. Also to prevent blight disease infestation spray Mencozeb 27 gm in 10 liters of water at 10 days interval as precautionary measure.
Wheat	Milking/Physiological maturity	-	<p>Apply irrigation at critical stage without stress.</p> <p>To improve the quality of wheat grain spray 2 % uria solution before the last irrigation and spray mancozeb @ 25 gm/10 lit of water.</p>
Cumin	Grain development	<p>Thrips</p> <p>Blight and Powery mildew</p>  	<p>Under present weather condition attack of thrips and aphids has been reported spray Acetamiprid 5 gm/10 liters of water.</p> <p>Under present weather condition spray Hexaconazole 15 ml/10 liters of water to prevent blight and powdery mildew infestation.</p>
Coriander	Physiological maturity	-	<p>Harvest at proper maturity, heap harvested plants as sun rays do not fall directly on coriander seeds, directly to maintain green colour for quality.</p>
Onion	Growth/harvesting	<p>Thrips</p> <p>Purple blotch →</p> 	<p>For thrips control spray neem seed extract 5% and Make alternative sprays of profenofos 20 ml and lambda-cyhalothrin 14 ml in 10 liters of water at 10 days interval. .</p> <p>Spray Mencozeb 25 gm and hexaconazole 15 ml in 10 liters of water at 10 days interval.</p>
Brinjal& Tomato	Flowering/fruitletting	<p>Sucking pest →</p> <p>&Fruit borer</p>	<p>To control sucking pest spray neem seed extract 5 % or neem seed oil 50 ml and 20 ml Trizophos in 10 liters of water at 15 days</p> <p>In brinjal and tomato constant monitoring of borers by using pheromone traps 4-6 per acre is advised, If insect population is above ETL than spraying of</p>

			Chlorpyrifos 20 EC 20 ml or DDVP 76 EC 7 ml or Emamectin Benzoate 5 WP 3 g or Chlorantraniliprole 18.5 SC 3 ml or Cypermethrin 10 EC 10 ml per 10 l of water is advise against fruit borer.
Cabbage and cauliflower	Growth & fruiting	Diamond back moth	If insect population is above ETL than spraying of Spinosad 3.0 ml/10 litre of water is advised against diamond back moth in cauliflower and cabbage.
Chili	Flowering & fruiting	Thrips →  Leaf curling Virus →  Anthracnose → 	<p>In present weather conditions severe attack of thrips has been reported. Spray Triazophos 40 EC @ 10 ml or Acephate 75 SP 10 g or Fipronil 5 SC 20 ml per 10 l of water after fruit picking. Apply Neem based insecticide.</p> <p>In present weather conditions, rouging of viral infested crop should be done in chilli. Infected plants should be uprooted and buried in the soil. After rouging, spraying of Imidacloprid @ 5 ml per 10litre of water is advisedfor control the vector, when sky remains clear.</p> <p>Spray Mencozeb 27gm in 10 liters of water</p>
Mango	Flowering	Blossom midge and Leaf hopper →  Powdery Mildew → 	<p>To prevent damage spray imidacloprid 5 ml/10 litres of water.</p> <p>Spray 15 ml Hexaconzole in 10 liters of water.</p>
Livestock & poultry 	<p>Keep animal shed hygienic and clean to avoid flies and mosquitoes. Spray Deltamethrin or Amitraz 2 ml/litre of water for the control of tick. Carry out vaccination for foot and mouth disease. Check up for reproductive diseases evaluation. Provide ad lib warm water to lactating animals. Keep young calves indoors during night time to avoid cold stress. Carry out sowing of maize for fodder purpose. For milch animals, regularly follow schedule of 1 kg feed + 50 g mineral mixture per 2 liters of milk yield. Feed animals with a mixture of green grass + hay + minerals + dry feed.</p>		

Technical Officer, GKMS Unit, DFRS, JAU, Targhadia.



Gramin Krushi Mausam Seva
Main Dry Farming Research Station
Junagadh Agricultural University
Targhadia (Rajkot) - 360 003
Phone: (0281)2784260(O), 2331686(R)
Fax : (0281)2784722, Cell:94277 28523



Agro met Advisory Service bulletin No.-92 for the Surendranagar district

(Issued jointly by DFERS, J.A.U., Targhadia (Rajkot) and India Meteorological Department)

(Period 16 to 20 February - 2019)



Weather forecast until 08-30 hrs of 20/02/2019





(4) SURENDRANAGAR DISTRICT:







	16/02/19	17/02/19	18/02/19	19/02/19	20/02/19
Rainfall (mm)	0	0	0	0	0
Max.Temp.(°C)	31	32	32	32	33
Min.Temp.(°C)	17	16	17	16	17
Total CC (octa)	0	0	1	2	1
RH-I (%)	51	42	37	65	62
RH-II (%)	23	18	17	22	26
Wind Speed (kmph)	12	11	13	9	9
Wind Direction(deg.)	137	44	311	282	27

Agro meteorological advisories:

General Advice	<ul style="list-style-type: none"> • Rain fall: Dry and mainly clear weather forecasted for next five days. • Temperature: Maximum and minimum temperature likely to be in range of 31-33°C and 16-17°C, respectively. • Relative Humidity: The RH-I and RH-II is likely to be in the range of 37-65% & 17-26, respectively. • Wind Direction and Speed: Direction and speed of wind is likely to be SE, NE, NW, W and 9-13 km/h, respectively. 		
Crops	Stage	Insect/Pest/ Variety	Advisory
Summer Groundnut	Sowing	TAG-24, TG-37-A, TPG-41, GG-2, GJG-31	Carry out sowing of summer groundnut as temperature rises to 22-25° C and give seed treatment of Tebuconazole 1.25 gm/1 kg seed. Apply Single Super Phosphate 312 kg, Ammonium sulphate 125 kg and Castor cake 250 kg/ha OR DAP 108 kg, Gypsum 250 kg and castor cake 250 kg/ha as basal.
Summer Sesame	Preparation for sowing	G.Til-2, G.Til-3	Procure good quality seeds of sesame and carry out sowing of summer SESAME as minimum and maximum temperature rises up to 19 °C and 30°C, respectively and give seed treatment of vitavax (Carboxin 37.5% +

			Thiram 37.5%) or mencozeb or carbendazim 2-3 gm/1 kg seed. Apply Single Super Phosphate 156 kg and 55 kg urea/ha, OR DAP 54 kg and 33 kg urea/ha as basal.
Brinjal	Transplan-ting	Junagadh oblong, Junagadh long, Guj. Bringle-2	Keep planting distance 90 X 60 cm ² and apply urea 108, single super phosphate 312 and murret of potash 83 kg/ha at sowing time.
Lady finger	Sowing	Guj. Hy.-1 & 2	Keep planting distance 60 X 45 cm ² and apply urea 108, single super phosphate 312 and murret of potash 83 kg/ha at sowing time.
Ridge gourd	Sowing	Pusanasdar, Jaipuri,	Keep planting distance 1.5 X 0.5 m ² and apply urea 27, single super phosphate 78 and murret of potash 21 kg/ha at sowing time.
Bottle gourd	Sowing	Junagadh tender long, Pusa summer prolific long	Keep planting distance 2 X 0.5 m ² and apply urea 108, single super phosphate 312 and murret of potash 83 kg/ha at sowing time.
Sponge guard	Sowing	Pusachikni	Keep planting distance 1.5 X 0.5 m ² and apply urea 27, single super phosphate 78 and murret of potash 21 kg/ha at sowing time.
Bitter guard	Sowing	Priya, Pusadomosmi	Keep planting distance 1.0 X 1.0 m ² and apply urea 65, single super phosphate 375 and murret of potash 100 kg/ha at sowing time.
Cluster bean	Sowing	Pusasadabahar, Pusanavbahar, IC-11388	Keep planting distance 60 X 30 cm ² and apply urea 55, single super phosphate 235 and murret of potash 63kg/ha at sowing time.
Water melon	Sowing	Sugar baby, Arkajyoti	Keep planting distance 2.0 X 1.0 m ² and apply urea 108, single super phosphate 312 and murret of potash 83 kg/ha at sowing time.
Garlic	Girth development	Thrips and  Alternaria leaf blight 	<p>Heavy attack of thrips observed due to migration from harvested cotton field, for control spray neem seed extract 5% and make alternative sprays of profenofos 20 ml and lambda-cyhalothrin 14 ml in 10 liters of water at 10 days interval.</p> <p>The disease infestation observed in standing crop. Due to cloudy weather increase periods between irrigations means do not over irrigate the crop.</p> <p>Make two Spray 27 gmMencozeb/10 liters of water at 10 days interval.</p>
Chick pea	Pod formation/deve lopment	Heliothes	<p>Under present weather condition heliothes infestation observed in chickpea. So, Monitor the crop regularly for heliothes and prodenia infstation.</p> <ul style="list-style-type: none"> • “T” shaped bird perches in and around crop field to be installed for controlling the insect population. • Spray neem seed extract 5 % or neem

			<p>seed oil 50 ml in 10 litres of water.</p> <ul style="list-style-type: none"> If infestation cross ETL spray 3 ml Spinosad in 10 liters of water. Also to prevent blight disease infestation spray Mencozeb 27 gm in 10 liters of water at 10 days interval as precautionary measure.
Wheat	Milking/Physiological maturity	-	<p>Apply irrigation at critical stage without stress.</p> <p>To improve the quality of wheat grain spray 2 % uria solution before the last irrigation and spray mancozeb @ 25 gm/10 lit of water.</p>
Cumin	Grain development	<p>Thrips</p> <p>Blight and Powery mildew</p>  	<p>Under present weather condition attack of thrips and aphids has been reported spray Acetamiprid 5 gm/10 liters of water.</p> <p>Under present weather condition spray Hexaconazole 15 ml/10 liters of water to prevent blight and powdery mildew infestation.</p>
Coriander	Physiological maturity	-	<p>Harvest at proper maturity, heap harvested plants as sun rays do not fall directly on coriander seeds, directly to maintain green colour for quality.</p>
Onion	Growth/harvesting	<p>Thrips</p> <p>Purple blotch →</p> 	<p>For thrips control spray neem seed extract 5% and Make alternative sprays of profenofos 20 ml and lambda-cyhalothrin 14 ml in 10 liters of water at 10 days interval. .</p> <p>Spray Mencozeb 25 gm and hexaconazole 15 ml in 10 liters of water at 10 days interval.</p>
Brinjal& Tomato	Flowering/fruitletting	<p>Sucking pest →</p> <p>&Fruit borer</p>	<p>To control sucking pest spray neem seed extract 5 % or neem seed oil 50 ml and 20 ml Trizophos in 10 liters of water at 15 days</p> <p>In brinjal and tomato constant monitoring of borers by using pheromone traps 4-6 per acre is advised, If insect population is above ETL than spraying of</p>

			Chlorpyrifos 20 EC 20 ml or DDVP 76 EC 7 ml or Emamectin Benzoate 5 WP 3 g or Chlorantraniliprole 18.5 SC 3 ml or Cypermethrin 10 EC 10 ml per 10 l of water is advise against fruit borer.
Cabbage and cauliflower	Growth & fruiting	Diamond back moth	If insect population is above ETL than spraying of Spinosad 3.0 ml/10 litre of water is advised against diamond back moth in cauliflower and cabbage.
Chili	Flowering & fruiting	Thrips →  Leaf curling Virus →  Anthracnose → 	<p>In present weather conditions severe attack of thrips has been reported. Spray Triazophos 40 EC @ 10 ml or Acephate 75 SP 10 g or Fipronil 5 SC 20 ml per 10 l of water after fruit picking. Apply Neem based insecticide.</p> <p>In present weather conditions, rouging of viral infested crop should be done in chilli. Infected plants should be uprooted and buried in the soil. After rouging, spraying of Imidacloprid @ 5 ml per 10litre of water is advised for control the vector, when sky remains clear.</p> <p>Spray Mencozeb 27gm in 10 liters of water</p>
Mango	Flowering	Blossom midge and Leaf hopper →  Powdery Mildew → 	<p>To prevent damage spray imidacloprid 5 ml/10 litres of water.</p> <p>Spray 15 ml Hexaconzole in 10 liters of water.</p>
Livestock & poultry 	<p>Keep animal shed hygienic and clean to avoid flies and mosquitoes. Spray Deltamethrin or Amitraz 2 ml/litre of water for the control of tick. Carry out vaccination for foot and mouth disease. Check up for reproductive diseases evaluation. Provide ad lib warm water to lactating animals. Keep young calves indoors during night time to avoid cold stress. Carry out sowing of maize for fodder purpose. For milch animals, regularly follow schedule of 1 kg feed + 50 g mineral mixture per 2 liters of milk yield. Feed animals with a mixture of green grass + hay + minerals + dry feed.</p>		

Technical Officer, GKMS Unit, DFRS, JAU, Targhadia.