



## ગ્રામીણ કૃષિ મૌસમ સેવા

હવામાન આગાહી આધારીત કૃષિસલાહ બુલેટીન

ઉત્તર સૌરાષ્ટ્ર ખેત આબોહવાકીય વિભાગ

તા.૨૦-૦૨-૨૦૧૯ થી તા.૨૪-૦૨-૨૦૧૯



(ગ્રામીણ કૃષિ મૌસમ સેવા, સૂકી ખેતી સંશોધન કેન્દ્ર, જી.કૃ.યુ., તરઘડિયા અને ભારત મૌસમ વિભાગ દ્વારા સંપન્ન)

કૃષિહવામાન બુલેટીન નં. ૯૩/૨૦૧૯

પાછલા અઠવાડિયાનું રાજકોટનું હવામાન

હવામાન પરિબલો	
વરસાદ(મી.મી)	0.0
મહત્તમ તાપમાન (સે.ગ્રે)	29.1-33.1
લઘુતમ તાપમાન (સે.ગ્રે)	11.4-13.7
ભેજ(%) સવાર	45-84
ભેજ(%) બપોરબાદ	15-31
પવનની ગતિ (કિમી/કલાક)	4.1-7.0

હવામાન આગાહી: પત્રક-ક

ઉત્તરસૌરાષ્ટ્ર ખેત આબોહવાકીય વિભાગ-હવામાન આગાહી

તા.૨૦-૦૨-૨૦૧૯ થી ૨૪-૦૨-૨૦૧૯

કૃષિ સલાહ:

સામાન્ય

➤ ભારત સરકારશ્રીના હવામાન ખાતા તરફથી મળેલ હવામાન માહિતી અનુસાર અત્રેના ગ્રામીણકૃષિ મૌસમ સેવા વિભાગ, જુનાગઢ કૃષિ યુનિવર્સિટી, તરઘડિયા તરફથી જણાવવામાં આવે છે કે, ઉત્તર સૌરાષ્ટ્ર ખેત આબોહવાકીય વિસ્તારના

રાજકોટ: જીલ્લામાં આગામી તા.૨૦-૦૨-૨૦૧૯ થી તા.૨૪-૦૨-૨૦૧૯ દરમિયાન હવામાન સુકું અને મુખત્વે વાદળછાયું રહેશે. પવનની દિશા અગ્નિ, વાયવ્ય અને ઈશાનની રહેવાની અને પવનની ઝડપ ૪ થી ૧૩ કીમી/કલાક રહેવાની શક્યતા છે. આ સમય ગાળામાં મહત્તમ તાપમાન દિવસ દરમિયાન ૩૩-૩૫ ડીગ્રી સેલ્શીયસ જેટલું તેમજ લઘુતમ તાપમાન રાત્રી દરમિયાન ૧૮-૧૯ ડીગ્રી સેલ્શીયસ જેટલું રહેવાની સંભાવના છે.

તારીખ	દિવસ-૧	દિવસ-૨	દિવસ-૩	દિવસ-૪	દિવસ-૫
પેરામીટર	૨૦-૦૨-૧૯	૨૧-૦૨-૧૯	૨૨-૦૨-૧૯	૨૩-૦૨-૧૯	૨૪-૦૨-૧૯
વરસાદ(મી.મી)	0	0	0	0	0
મહત્તમતાપમાન (સે.ગ્રે)	33	34	35	35	34

લઘુતમતાપમાન (સે.ગ્રે)	19	18	18	18	18
વાદળનીસ્થિતિ(ઓકટા)	1	1	1	1	3
મહતમભેજ(%) સવાર	80	84	80	50	31
લઘુતમભેજ (%) બપોરબાદ	25	24	32	22	15
પવનનીગતિ(મી/કલાક)	4	13	13	12	13
પવનનીદિશા(ડીગ્રી)	156	306	332	66	128

**મોરબી:** જીલ્લામાં આગામી તા.૨૦-૦૨-૨૦૧૯ થી તા.૨૪-૦૨-૨૦૧૯ દરમ્યાન હવામાન સુકું અને મુખત્વે વાદળછાયું રહેશે. પવનની દિશા પૂર્વ, પશ્ચિમ, વાયવ્ય, ઈશાન અને નૈઋત્યની રહેવાની અને પવનની ઝડપ ૬ થી ૧૦ કીમી/કલાક રહેવાની શક્યતા છે. આ સમય ગાળામાં મહતમ તાપમાન દિવસ દરમ્યાન ૩૩-૩૫ ડીગ્રી સેલ્શીયસ જેટલું તેમજ લઘુતમ તાપમાન રાત્રી દરમ્યાન ૧૮-૧૯ ડીગ્રી સેલ્શીયસ જેટલું રહેવાની સંભાવના છે.

તારીખ	દિવસ-૧	દિવસ-૨	દિવસ-૩	દિવસ-૪	દિવસ-૫
પેરામીટર	૨૦-૦૨-૧૯	૨૧-૦૨-૧૯	૨૨-૦૨-૧૯	૨૩-૦૨-૧૯	૨૪-૦૨-૧૯
વરસાદ(મી.મી)	0	0	0	0	0
મહતમતાપમાન (સે.ગ્રે)	33	34	35	35	34
લઘુતમતાપમાન (સે.ગ્રે)	19	18	18	18	18
વાદળનીસ્થિતિ(ઓકટા)	0	0	1	1	3
મહતમભેજ(%) સવાર	56	43	64	56	33
લઘુતમભેજ (%) બપોરબાદ	17	13	21	18	16
પવનનીગતિ(મી/કલાક)	6	6	6	10	10
પવનનીદિશા(ડીગ્રી)	88	277	300	32	234

**જામનગર:** જીલ્લામાં આગામી તા.૨૦-૦૨-૨૦૧૯ થી તા.૨૪-૦૨-૨૦૧૯ દરમ્યાન હવામાન સુકું અને મુખત્વે વાદળછાયું રહેશે. પવનની દિશા પશ્ચિમ, વાયવ્ય, ઉતર, ઈશાન અને નૈઋત્યની રહેવાની અને પવનની ઝડપ ૫ થી ૧૬ કીમી/કલાક રહેવાની શક્યતા છે. આ સમય ગાળામાં મહતમ તાપમાન દિવસ દરમ્યાન ૨૭-૨૮ ડીગ્રી સેલ્શીયસ જેટલું તેમજ લઘુતમ તાપમાન રાત્રી દરમ્યાન ૨૨-૨૩ ડીગ્રી સેલ્શીયસ જેટલું રહેવાની સંભાવના છે.

તારીખ	દિવસ-૧	દિવસ-૨	દિવસ-૩	દિવસ-૪	દિવસ-૫
પેરામીટર	૨૦-૦૨-૧૯	૨૧-૦૨-૧૯	૨૨-૦૨-૧૯	૨૩-૦૨-૧૯	૨૪-૦૨-૧૯
વરસાદ(મી.મી)	0	0	0	0	0
મહતમતાપમાન (સે.ગ્રે)	27	27	27	27	28
લઘુતમતાપમાન (સે.ગ્રે)	22	22	22	22	23
વાદળનીસ્થિતિ(ઓકટા)	1	1	1	1	3

મહત્તમભેજ(%) સવાર	85	89	85	61	45
લઘુત્તમભેજ(%) બપોરબાદ	50	49	51	36	28
પવનનીગતિ(કિમી/કલાક)	5	12	15	12	16
પવનનીદિશા(ડીગ્રી)	267	301	339	26	232

**દેવભૂમિ દ્વારકા:** જીલ્લામાં આગામી તા.૨૦-૦૨-૨૦૧૯ થી તા.૨૪-૦૨-૨૦૧૯ દરમ્યાન હવામાન સુકું અને મુખત્વે વાદળછાયું રહેશે. પવનની દિશા પશ્ચિમ, વાયવ્ય અને ઉતરની રહેવાની અને પવનની ઝડપ ૩ થી ૧૬ કીમી/કલાક રહેવાની શક્યતા છે. આ સમય ગાળામાં મહત્તમ તાપમાન દિવસ દરમ્યાન ૨૬-૨૭ ડીગ્રી સેલ્શીયસ જેટલું તેમજ લઘુત્તમ તાપમાન રાત્રી દરમ્યાન ૨૧-૨૨ ડીગ્રી સેલ્શીયસ જેટલું રહેવાની સંભાવના છે.

તારીખ	દિવસ-૧	દિવસ-૨	દિવસ-૩	દિવસ-૪	દિવસ-૫
પેરામીટર	૨૦-૦૨-૧૯	૨૧-૦૨-૧૯	૨૨-૦૨-૧૯	૨૩-૦૨-૧૯	૨૪-૦૨-૧૯
વરસાદ(મી.મી)	0	0	0	0	0
મહત્તમતાપમાન (સે.ગ્રે)	26	26	26	26	27
લઘુત્તમતાપમાન (સે.ગ્રે)	21	22	22	22	22
વાદળનીસ્થિતિ(ઓકટા)	0	0	1	0	3
મહત્તમભેજ(%) સવાર	85	90	85	63	46
લઘુત્તમભેજ(%) બપોરબાદ	47	47	50	33	24
પવનનીગતિ(કિમી/કલાક)	3	9	15	11	16
પવનનીદિશા(ડીગ્રી)	282	300	338	14	308

**અમરેલી:** જીલ્લામાં આગામી તા.૨૦-૦૨-૨૦૧૯ થી તા.૨૪-૦૨-૨૦૧૯ દરમ્યાન હવામાન સુકું અને મુખત્વે વાદળછાયું રહેશે. પવનની દિશા ઈશાન, વાયવ્ય, અગ્નિ અને નૈઋત્યની રહેવાની અને પવનની ઝડપ ૬ થી ૧૫ કીમી/કલાક રહેવાની શક્યતા છે. આ સમય ગાળામાં મહત્તમ તાપમાન દિવસ દરમ્યાન ૩૫-૩૬ ડીગ્રી સેલ્શીયસ જેટલું તેમજ લઘુત્તમ તાપમાન રાત્રી દરમ્યાન ૧૫-૧૬ ડીગ્રી સેલ્શીયસ જેટલું રહેવાની સંભાવના છે.

તારીખ	દિવસ-૧	દિવસ-૨	દિવસ-૩	દિવસ-૪	દિવસ-૫
પેરામીટર	૨૦-૦૨-૧૯	૨૧-૦૨-૧૯	૨૨-૦૨-૧૯	૨૩-૦૨-૧૯	૨૪-૦૨-૧૯
વરસાદ(મી.મી)	0	0	0	0	0
મહત્તમતાપમાન (સે.ગ્રે)	35	36	36	36	36
લઘુત્તમતાપમાન (સે.ગ્રે)	16	15	16	16	16
વાદળનીસ્થિતિ(ઓકટા)	0	0	0	0	2
મહત્તમભેજ(%) સવાર	69	72	78	55	40
લઘુત્તમભેજ(%) બપોરબાદ	27	25	33	27	19

પવનનીગતિકિમી/કલાક)	6	15	14	13	13
પવનનીદિશા(ડીગ્રી)	49	325	322	124	214




સુરેન્દ્રનગર: જીલ્લામાં આગામી તા.૨૦-૦૨-૨૦૧૯ થી તા.૨૪-૦૨-૨૦૧૯ દરમ્યાન હવામાન સુકું અને મુખત્વે વાદળછાયું રહેશે. પવનની દિશા અગ્નિ, વાયવ્ય અને દક્ષીણની રહેવાની અને પવનની ઝડપ ૪ થી ૧૫ કીમી/કલાક રહેવાની શક્યતા છે. આ સમય ગાળામાં મહત્તમ તાપમાન દિવસ દરમ્યાન ૩૩-૩૫ ડીગ્રી સેલ્શીયસ જેટલું તેમજ લઘુત્તમ તાપમાન રાત્રી દરમ્યાન ૧૮-૧૯ ડીગ્રી સેલ્શીયસ જેટલું રહેવાની સંભાવના છે.




તારીખ	દિવસ-૧	દિવસ-૨	દિવસ-૩	દિવસ-૪	દિવસ-૫
પેરામીટર	૨૦-૦૨-૧૯	૨૧-૦૨-૧૯	૨૨-૦૨-૧૯	૨૩-૦૨-૧૯	૨૪-૦૨-૧૯
વરસાદ(મી.મી)	0	0	0	0	0
મહત્તમતાપમાન (સે.ગ્રે)	33	34	35	35	34
લઘુત્તમતાપમાન (સે.ગ્રે)	19	18	18	18	18
વાદળનીસ્થિતિ(ઓકટા)	1	1	2	2	3
મહત્તમભેજ(%) સવાર	79	78	78	51	32
લઘુત્તમભેજ(%) બપોરબાદ	31	27	37	26	18
પવનનીગતિકિમી/કલાક)	4	15	14	12	14
પવનનીદિશા(ડીગ્રી)	115	307	319	134	168





- ૨૦ થી ૨૪-ફેબ્રુઆરી -૨૦૧૯ હવામાન સુકું અને મુખત્વે વાદળછાયું રહેશે. પવનની દિશા ઈશાન, પશ્ચિમ, વાયવ્ય, નૈઋત્ય અને અગ્નિની મોટાભાગે રહેવાની અને પવનની ઝડપ ૩ થી ૧૬ કીમી/કલાક રહેવાની શક્યતા છે. આ સમયગાળામાં મહત્તમ તાપમાન દિવસ દરમ્યાન ૨૬-૩૬ ડીગ્રી સેલ્શીયસ જેટલું તેમજ લઘુત્તમ તાપમાન રાત્રી દરમ્યાન ૧૫-૨૩ ડીગ્રી સેલ્શીયસ જેટલું રહેવાની સંભાવના છે.

મુખ્ય પાક	પાક અવસ્થા	રોગ/જીવાત/જાત	કૃષિ સલાહ (૧૦ લીટર પાણીમાં મિશ્ર કરી ભલામણ કરેલ દવા છાંટવી )
ઉનાળુ તલ	વાવેતર	ગુજરાત તલ-૨ ગુજરાત તલ-૩	આ પખવાડીયામાં તાપમાન ૨૮-૩૦° સે. થાય એટલે ઉનાળુ તલનું વાવેતર કરી દેવું. બિયારણને ૨-૩ ગ્રામ/કિલો મુજબ થાયરમ-કર્બોક્સીન, મેન્કોઝેબ અથવા કાર્બેન્ડાઝીમનો પટ આપવો. -પાયામાં સીંગલ સુપર ફોસ્ફેટ ૨૫ કિ.ગ્રા./વિધે અને યુરીયા ૮ કિ.ગ્રા./વિધે આપવું. અથવા - ડી.એ.પી.૯ કિ.ગ્રા. અને જીપ્સમ ૮૦ કિ.ગ્રા./વિધે અને યુરીયા ૮ કિ.ગ્રા./વિધે આપવું. તેમજ તલના પાકમાં સરકારી ગ્રેડ-૫ વાળું



			સૂક્ષ્મતત્વોનું મિશ્રણ ૩.૨ કિ.ગ્રા./વિઘે અને એરંડીનો ખોળ ૮૦ કિ.ગ્રા./વિઘે જમીનમાં આપવો.
ટમેટા	ફેર રોપણી	પુસા હાઈબ્રીડ, પુસા બી, જુનાગઢ રૂબી, ગુજરાત ટમેટા- ૧	વાવેતર અંતર ૬૦-૯૦ x ૪૫-૬૦ સે.મી. રાખવું તથા યુરીયા ૧૬૩, સીંગલ સુપર ફોસ્ફેટ ૬૨૫ કિ.ગ્રા., અને મ્યુરેટ ઓફ પોટાશ ૧૬૭ કિ.ગ્રા./ હેક્ટર પાયામાં આપવો.
રીંગણ	ફેર રોપણી	જુનાગઢ લંબગોળ, રીંગણ જુનાગઢ લાંબા, ગુજરાત રીંગણ-૨	વાવેતર અંતર ૯૦ x ૬૦ સે.મી. રાખવું તથા યુરીયા ૧૦૮, સીંગલ સુપર ફોસ્ફેટ ૩૧૨ કિ.ગ્રા., અને મ્યુરેટ ઓફ પોટાશ ૮૩ કિ.ગ્રા./ હેક્ટર પાયામાં આપવો.
ભીંડા	વાવેતર	ગુજરાત હાઈબ્રીડ ભીંડા- ૧, ગુજરાત ભીંડા -૨	વાવેતર અંતર ૬૦ x ૪૫ સે.મી. રાખવું તથા યુરીયા ૧૦૮, સીંગલ સુપર ફોસ્ફેટ ૩૧૨ કિ.ગ્રા., અને મ્યુરેટ ઓફ પોટાશ ૮૩ કિ.ગ્રા./ હેક્ટર પાયામાં આપવો.
તુરીયા	વાવેતર	પુસા નસદાર, જયપુરી	વાવેતર અંતર ૧.૫ x ૦.૫ મીટર રાખવું તથા યુરીયા ૨૭, સીંગલ સુપર ફોસ્ફેટ ૭૮ કિ.ગ્રા., અને મ્યુરેટ ઓફ પોટાશ ૨૧ કિ.ગ્રા./ હેક્ટર પાયામાં આપવો.
દૂધી	વાવેતર	પુસા સમર પ્રોલીફીક લોંગ, જુનાગઢ ટેન્ડર લોંગ	વાવેતર અંતર ૨.૦ x ૦.૫ મીટર રાખવું તથા યુરીયા ૧૦૮, સીંગલ સુપર ફોસ્ફેટ ૩૧૨ કિ.ગ્રા., અને મ્યુરેટ ઓફ પોટાશ ૮૩ કિ.ગ્રા./ હેક્ટર પાયામાં આપવો.
ગલકા	વાવેતર	પુસા ચીકની	વાવેતર અંતર ૧.૫ x ૦.૫ મીટર રાખવું તથા યુરીયા ૨૭, સીંગલ સુપર ફોસ્ફેટ ૭૮ કિ.ગ્રા., અને મ્યુરેટ ઓફ પોટાશ ૨૧ કિ.ગ્રા./ હેક્ટર પાયામાં આપવો.
કારેલા	વાવેતર	પ્રિયાપુસા, દો મોસમી	વાવેતર અંતર ૧ x ૧ મીટર રાખવું તથા યુરીયા ૬૫, સીંગલ સુપર ફોસ્ફેટ ૩૭૫ કિ.ગ્રા., અને મ્યુરેટ ઓફ પોટાશ ૧૦૦ કિ.ગ્રા./ હેક્ટર પાયામાં આપવો.
ગુવાર	વાવેતર	પુસા સદાબહાર, પુસા નવબહાર, આઈસી- ૧૧૩૮૮	વાવેતર અંતર ૬૦ x ૩૦ સે.મી. રાખવું તથા યુરીયા ૫૫, સીંગલ સુપર ફોસ્ફેટ ૨૩૫ કિ.ગ્રા., અને મ્યુરેટ ઓફ પોટાશ ૬૩ કિ.ગ્રા./ હેક્ટર પાયામાં આપવો.

કાકડી	વાવેતર	જાપાનીઝ લાંબી લીલી, સ્ટ્રેઇટ-૮, પુસા સંયોગ	વાવેતર અંતર ૧ x ૧ મીટર રાખવું તથા યુરીયા ૫૫, સીંગલ સુપર ફોસ્ફેટ ૧૫૬ કિ.ગ્રા., અને મ્યુરેટ ઓફ પોટાશ ૪૨ કિ.ગ્રા./ હેક્ટર પાયામાં આપવો.
તરબુચ	વાવેતર	સુગર બેબી, અરકા જ્યોતી	વાવેતર અંતર ૨ x ૧ મીટર રાખવું તથા યુરીયા ૧૦૮, સીંગલ સુપર ફોસ્ફેટ ૩૧૨ કિ.ગ્રા., અને મ્યુરેટ ઓફ પોટાશ ૮૩ કિ.ગ્રા./ હેક્ટર પાયામાં આપવો.
લસણ	વૃદ્ધિ	થ્રીપ્સ,  પાનની ટોચનો સુકારો 	થ્રીપ્સના નિયંત્રણ માટે લીંબોળીનું તેલ ૫૦ મિલિ અથવા લીંબોળીના મીંજનું ૫ ટકા અર્કનું દ્રાવણ ૫૦૦ મીલી અને પ્રોફેનોફોસ ૨૦ મિલી અથવા લેમ્બડા સાયહેલોથ્રીન ૧૫ મિલી દવાને ૧૦ લીટર પાણીમાં મિશ્ર લીટર પાણીમાં મિશ્ર કરીને છંટકાવ કરવો. પાનની ટોચનો સુકારાના નિયંત્રણ માટે મેન્કોઝેબ ૨૭ ગ્રામ અથવા ક્લોરોથેલોનીલ ૨૭ ગ્રામ અથવા ફોઝેટાઈલ ૨૦ ગ્રામ ૧૦ લીટર પાણીમાં કરીને ૧૫ દિવસના અંતરે ત્રણ છંટકાવ કરવા.
ચણા	પોપટામાં દાણા ભરાવા	લીલી અને લશ્કરી ઈયળ 	ચણાના પાકમાં લીલી અને લશ્કરી ઈયળના નિયંત્રણ માટે પક્ષીઓને બેસવા માટે " T " આકારના બેલાખડા મુકવા. જો વધુ ઉપદ્રવ જણાય તો કવીનાલફોસ ૨૦ મિલી અથવા એમામેકટીન બેન્ઝોએટ ૬.૫ ગ્રામ ૧૦ લીટર પાણીમાં કરીને છંટકાવ કરવો. તેમજ લીંબોળીનું તેલ ૫૦મિલિ અથવા લીંબોળીના મીંજનું ૫ ટકા અર્કનું દ્રાવણ ૫૦૦ મીલી ૧૦ લીટર પાણીમાં કરીને છંટકાવ કરવો. પન્ના સુકારાના નિયંત્રણ માટે ડાયથેન એમ ૪૫, ૨૭ ગ્રામ અને હેક્ઝાકોનાઝોલ ૧૫ મિલી દવા વારાફરતી ૧૦ લીટર પાણીમાં મિશ્ર કરીને ૧૫ દિવસના અંતરે છંટકાવ કરવો.
ઘાણા	દેહધાર્મિક પરિપક્વતા	-	ઘાણાના પાકની યોગ્ય સમયે કાપણી કરીને પૂળાવાળી સીધો સુર્યપ્રકાશ દાણા પર પડે નહિ તેમ ઉભડા કરવા જેથી દાણાનો લીલો કલર જળવાય રહે.

જીંઝું	ફૂલ/ દાણા બંધાવા	થ્રીપ્સ  ચરમી અને રાખોડી 	થ્રીપ્સના નિયંત્રણ માટે લીંબોળીનું તેલ ૫૦મિલિ અથવા લીંબોળીના મીંજનું ૫ ટકા અર્કનું દ્રાવણ ૫૦૦ મીલી અને થાયોમીથોક્ઝામ ૫ ગ્રામ અથવા સ્પીનોસાઈ ૩ મી.લી. ૧૦ લીટર પાણીમાં મિશ્ર કરીને છંટકાવ કરવો.  તેમજ ચરમીનો ઉપદ્રવ ન થાય તે માટે ડાયથેન એમ ૪૫, ૨૭ ગ્રામ અને હેક્ઝાકોનાઝોલ ૧૫ મિલી દવા વારાફરતી ૧૦ લીટર પાણીમાં મિશ્ર કરીને ૧૫ દિવસના અંતરે છંટકાવ કરવો. 
ઘઉં	દુધિયા દાણા	-	આ અવસ્થાએ પાણીની ખેંચ પાડવા દેવી નહિ. ઘઉંના દાણાની સારી ગુણવત્તા માટે છેલ્લા પિયત પહેલા ૨ ટકા યુરિઆનાં દ્રાવણને અને મેન્કોઝેબ દવા ૨૫ ગ્રામ ૧૦ લીટર પાણીમાં મિશ્ર કરી છાંટો.
ડુંગળી	વૃદ્ધિ/કાપણી	જાંબલી ઘાબા 	ડુંગળીના પાકમાં જાંબલી ઘાબાના રોગના નિયંત્રણ માટે મેન્કોઝેબ ૨૭ ગ્રામ અથવા ક્લોરોથેલોનીલ ૨૭ ગ્રામ અથવા ફોઝેટાઈલ ૨૦ ગ્રામના ૧૫ દિવસના અંતરે ત્રણ છંટકાવ કરવા.
રીંગણી અને ટમેટી	ફૂલ/ફળ	સફેદ માખી  ડુંખ અને→ ફળ કોરી ખાનાર ઈચળ  કથીરી →	<ul style="list-style-type: none"> <li>➤ લીંબોળીનું તેલ ૫૦મિલિ અથવા લીંબોળીના મીંજનું ૫ ટકા અર્કનું દ્રાવણ ૫૦૦ મીલી ૧૦ લી. પાણીમાં મિશ્ર કરી છંટકાવ કરવો. જો વધુ ઉપદ્રવ હોય તો દ્રાયઝોફોસ ૪૦ ઈ.સી. ૨૦ મી.લી. અથવા એસીટેમાપ્રીડ ૨૦ ટકા ૫ ગ્રામ/૧૦ લીટર પાણીમાં મિશ્ર કરી છંટકાવ કરવો.</li> <li>➤ ફળ અને ડોકાની ઈંચળોનો ઉપદ્રવ હોય તો નુકશાન પામેલ ફળ અને ડોકા તોડીને જમીનમાં દાંટી દેવા અને ક્લોરોનટ્રાનીલીપ્રોલ ૧૮.૫ એસ.સી (રીનાક્ષીપાયર) દવા ૩ મિલી અથવા ડીડીવીપી ૭૬ ઈસી ૧૦ લીટર પાણીમાં મિશ્ર કરીને છંટકાવ કરવો.</li> <li>➤ રીંગણી અને ટમેટીના પાકમાં પાન કથીરીના નિયંત્રણ માટે પ્રોપરગાઈટ દવા ૧૦ મિલી/૧૦ લીટર પાણીમાં મિશ્ર કરીને છંટકાવ કરવો.</li> </ul>

કોબી અને ફલાવર	વૃદ્ધિ/દડા	હિરાફૂદ	કોબી અને ફલાવરમાં હિરાફૂદાણા નિયંત્રણ માટે સ્પીનોસાદ ૩ મિલી/૧૦ લીટર પાણીમાં મિશ્ર કરી છંટકાવ કરવો
મરચી	ફુલ/ફળ	પાનની કુકડ- થ્રીપ્સ→ 	ટ્રાયએફોસ ૪૦ ઈ.સી. ૨૦ મી.લી. અથવા એસીટેમાપ્રીડ ૨૦ ટકા ૫ ગ્રામ અથવા પ્રોફેનોફોસ ૨૦ મી.લી.અને લીંબોળીનું તેલ ૫૦ મીલી અથવા લીંબોળીના મીંજનું ૫ ટકા અર્કનું દ્રાવણ ૫૦૦ મીલી ૧૦ લી.પાણીમાં મિશ્ર કરી છંટકાવ કરવો.
		પાનની કુકડ- 	વાયરસના કારણે પીળા થઈ કુકડાય ગયેલ છોડ ઉપાડી તેનો જમીનમાં દાટી નાશ કરવો. ત્યાં સફેદ માખીથી ફેલાતો હોવાથી તેના નિયંત્રણ માટે હોસ્ટાથીયોન દવા ૨૦ મી.લી./૧૦ લી. પાણીમાં મિશ્ર કરી છંટકાવ કરવો.
		કાલવ્રણ → 	કાલવ્રણ રોગના નિયંત્રણ માટે મેન્કોઝેબ ૨૭ ગ્રામ અથવા ક્લોરોથેલોનીલ ૨૭ ગ્રામ અથવા ફોઝેટાઈલ ૨૦ ગ્રામના ૧૫ દિવસના અંતરે ત્રણ છંટકાવ કરવા.
આંબો	ફૂલ	મધીયો અને મગીયાની ઈયળ  ભુકીછારો/ રાખોડી	આંબામાં મધીયો અને મગીયાની ઈયળના નિયંત્રણ માટે ઈમીડાક્લોપ્રીડ ૫ મિલી ૧૦ લી.પાણીમાં મિશ્ર કરી છંટકાવ કરવો.   આંબામાં ભુકીછારો/રાખોડીના નિયંત્રણ માટે હેક્ઝાકોનાઝોલ ૧૫ મિલી ૧૦ લી.પાણીમાં મિશ્ર કરી છંટકાવ કરવો.



				
<p>પશુ/ મરઘા</p> 	<p>નાના વાછરડાઓને રાત્રે ઠંડીથી બચવા પશુ ઘરમાં રખવા. પ્રજીવથી થતા બૃસેલ્લા અને અન્ય રોગોની ચકાસણી કરાવવી. ખરવા મોવાસાના રોગનું રસીકરણ કરાવવું. ઈતરડીના નિયંત્રણ માટે ડેલ્ટામેથ્રીન અથવા એમીટ્રાઝ ૨ મી.લી. ૧ લીટર પાણીમાં નાખીને છાંટવી. વિટામીન એ તથા ડી પુરકો આપવા. કરમિયાની દવા આપવી તથા ઉછરતા પશુઓમાં બૃસેલ્લા કાફવુંડનું રસીકરણ કરાવવું. દુધાળા પશુઓ કે જેની દૂધ ૭૫૪ ૨ લીટર હોય તેમને ૧ કિલો ખાણ + ૫૦ ગ્રામ ખનીજ તત્વોનું મિશ્રણ આપવું. લીલુઘાસ , સુકું ઘાસ અને ખનીજ તત્વોનું મિશ્રણ ખોરાકમાં આપવું.</p>			

જુકૃયુ/ટેકનિકલ ઓફિસર.(સુખે)/એગ્રોમેટ/બુલેટીન/ /૨૦૧૮  
તરઘડિયા(રાજકોટ), તારીખ: ૧૯/૦૨/૨૦૧૯.

પ્રતિ,  
તંત્રીશ્રી/ડાયરેક્ટરશ્રી,  
રાજકોટ,

ઉપરોક્ત માહિતી આપના દૈનિક સમાચાર પત્રોમાં, રેડીયોમાં ગામના ચોરાના કાર્યક્રમમાં તથા ટીવીના ગ્રામ્ય કાર્યક્રમમાં વિના મૂલ્યે પ્રસિધ્ધ કરાવવા નમ્ર વિનંતી છે. સહકારની અપેક્ષા સહ આભાર.

ટેકનીકલ ઓફિસર  
સુકી ખેતીસંશોધન કેન્દ્ર  
જુનાગઢ કૃષિ નિવર્સિટી  
તરઘડિયા



**Gramin Krushi Mausam Seva**  
**Main Dry Farming Research Station**  
**Junagadh Agricultural University**  
**Targhadia (Rajkot) - 360 003**  
**Phone: (0281)2784260(O), 2331686(R)**  
**Fax : ( 0281)2784722, Cell :942756433**



**Agro met Advisory Service bulletin No.-93 for the Rajkot district**

(Issued jointly by DFRS, J.A.U., Targhadia (Rajkot) and India Meteorological Department)

(Period 20 to 24 February - 2019)

**Significant past weather for the preceding week of Rajkot**

Rainfall (mm)	0.0
Maximum temperature (°C)	29.1-33.1
Minimum temperature (°C)	11.4-13.7
Relative Humidity (%) I	45-84
Relative Humidity (%) II	15-31
Wind speed (Kmph)	4.1-7.0


**Weather forecast until 08-30 hrs of 24/02/2019**





**(1) RAJKOT DISTRICT:**






	20/02/19	21/02/19	22/02/19	23/02/19	24/02/19
Rainfall (mm)	0	0	0	0	0
Max.Temp.(°C)	33	34	35	35	34
Min.Temp.(°C)	19	18	18	18	18
Total CC (octa)	1	1	1	1	3
RH-I (%)	80	84	80	50	31
RH-II (%)	25	24	32	22	15
Wind Speed (kmph)	4	13	13	12	13
Wind Direction(deg.)	156	306	332	66	128



**Agro meteorological Advisories:**

<b>General Advice</b>	<ul style="list-style-type: none"> <li>• <b>Rain fall:</b> Dry and mainly clear to partly cloudy weather forecasted for next five days.</li> <li>• <b>Temperature:</b> Maximum and minimum temperature likely to be in range of 33-35°C and 18-19°C, respectively.</li> <li>• <b>Relative Humidity:</b> The RH-I and RH-II is likely to be in the range of 31-84% &amp; 15-32, respectively.</li> <li>• <b>Wind Direction and Speed:</b> Direction and speed of wind is likely to be SE, NW, NE and 4-13 km/h, respectively.</li> </ul>		
<b>Crops</b>	<b>Stage</b>	<b>Insect/Pest/ Variety</b>	<b>Advisory</b>

<b>Summer Groundnut</b>	Sowing	TAG-24,TG-37-A, TPG-41,GG-2, GJG-31	Carry out sowing of summer groundnut as temperature rises to 22-25° C and give seed treatment of <b>Tebuconazole</b> 1.25 gm/1 kg seed. Apply Single Super Phosphate 312 kg, Ammonium sulphate 125 kg and Castor cake 250 kg/ha OR DAP 108 kg, Gypsum 250 kg and castor cake 250 kg/ha as basal.
<b>Summer Sesame</b>	Preparation for sowing	G.Til-2, G.Til-3	<b>Procure good quality seeds of sesame</b> and carry out sowing of summer SESAME as minimum and maximum temperature rises up to 19 °C and 30°C, respectively and give seed treatment of vitavax (Carboxin 37.5% + Thiram 37.5%) or mencozeb or carbendazim 2-3 gm/1 kg seed. Apply Single Super Phosphate 156 kg and 55 kg urea/ha, OR DAP 54 kg and 33 kg urea/ha as basal.
<b>Brinjal</b>	Transplan-ting	Junagadh oblong, Junagadh long, Guj. Bringle-2	Keep planting distance 90 X 60 cm <sup>2</sup> and apply urea 108, single super phosphate 312 and murret of potash 83 kg/ha at sowing time.
<b>Lady finger</b>	Sowing	Guj. Hy.-1 & 2	Keep planting distance 60 X 45 cm <sup>2</sup> and apply urea 108, single super phosphate 312 and murret of potash 83 kg/ha at sowing time.
<b>Ridge gourd</b>	Sowing	Pusanasdar, Jaipuri,	Keep planting distance 1.5 X 0.5 m <sup>2</sup> and apply urea 27, single super phosphate 78 and murret of potash 21 kg/ha at sowing time.
<b>Bottle gourd</b>	Sowing	Junagadh tender long, Pusa summer prolific long	Keep planting distance 2 X 0.5 m <sup>2</sup> and apply urea 108, single super phosphate 312 and murret of potash 83 kg/ha at sowing time.
<b>Sponge guard</b>	Sowing	Pusachikni	Keep planting distance 1.5 X 0.5 m <sup>2</sup> and apply urea 27, single super phosphate 78 and murret of potash 21 kg/ha at sowing time.
<b>Bitter guard</b>	Sowing	Priya, Pusadomosmi	Keep planting distance 1.0 X 1.0 m <sup>2</sup> and apply urea 65, single super phosphate 375 and murret of potash 100 kg/ha at sowing time.
<b>Cluster bean</b>	Sowing	Pusasadabahar, Pusanavbahar, IC-11388	Keep planting distance 60 X 30 cm <sup>2</sup> and apply urea 55, single super phosphate 235 and murret of potash 63kg/ha at sowing time.
<b>Water melon</b>	Sowing	Sugar baby, Arkajyoti	Keep planting distance 2.0 X 1.0 m <sup>2</sup> and apply urea 108, single super phosphate 312 and murret of potash 83 kg/ha at sowing time.
<b>Garlic</b>	Bulb development	<b>Thrips and</b>  <b>Alternaria leaf blight</b>	<b>Heavy attack of thrips observed due to migration from harvested cotton field, for control spray neem seed extract 5% and make alternative sprays of profenofos 20 ml and lambda-cyhalothrin 14 ml in 10 liters of water at 10 days interval.</b>  The disease infestation observed in standing crop. Due to cloudy weather increase periods between irrigations

			means do not over irrigate the crop. <b>Make two Spray 27 gmMencozeb/10 liters of water at 10 days interval.</b>
<b>Chick pea</b>	Pod development/ Physiological maturity	Heliothes 	Under present weather condition heliothes infestation observed in chickpea. So, Monitor the crop regularly for heliothes and prodenia infestation. <ul style="list-style-type: none"> <li>• “T” shaped bird perches in and around crop field to be installed for controlling the insect population.</li> <li>• Spray <b>neem seed extract</b> 5 % or neem seed oil 50 ml in 10 litres of water.</li> <li>• If infestation cross ETL spray 3 ml <b>Spinosad</b> in 10 liters of water.</li> <li>• <b>Also to prevent blight disease infestation spray Mencozeb 27 gm in 10 liters of water at 10 days interval as precautionary measure.</b></li> </ul>
<b>Wheat</b>	Milking/Physiological maturity	-	Apply irrigation at critical stage without stress. <b>To improve the quality of wheat grain spray 2 % uria solution before the last irrigation and spray mancozeb @ 25 gm/10 lit of water.</b>
<b>Cumin</b>	Grain development  /Physiological maturity	<b>Thrips</b>  <b>Blight and Powery mildew</b> 	Under present weather condition attack of thrips and aphids has been reported spray <b>Acetamiprid 5 gm/10 liters of water.</b>  Under present weather condition spray <b>Hexaconazole</b> 15 ml/10 liters of water to prevent blight and powdery mildew infestation. 
<b>Coriander</b>	Physiological maturity	-	Harvest at proper maturity, heap harvested plants as sun rays do not fall directly on coriander seeds, directly to maintain green colour for quality.
<b>Onion</b>	Growth/harvesting	Thrips	<b>For thrips control spray neem seed extract 5% and Make alternative sprays of profenofos 20 ml</b>

		Purple blotch → 	<b>and lambda-cyhalothrin 14 ml in 10 liters of water at 10 days interval. .</b> Spray <b>Mencozeb</b> 25 gm and <b>hexaconazole</b> 15 ml in 10 liters of water at 10 days interval.
<b>Brinjal &amp; Tomato</b>	Flowering/ fruiting	<b>Sucking pest</b> → <b>&amp; Fruit borer</b>	To control sucking pest spray <b>neem seed extract</b> 5 % or neem seed oil 50 ml and 20 ml <b>Trizophos</b> in 10 liters of water at 15 days In brinjal and tomato constant monitoring of borers by using pheromone traps 4-6 per acre is advised, If insect population is above ETL than spraying of Chlorpyrifos 20 EC 20 ml or DDVP 76 EC 7 ml or Emamectin Benzoate 5 WP 3 g or Chlorantraniliprole 18.5 SC 3 ml or Cypermethrin 10 EC 10 ml per 10 l of water is advise against fruit borer.
<b>Cabbage and cauliflower</b>	Growth & fruiting	Diamond back moth	If insect population is above ETL than spraying of Spinosad 3.0 ml/10 litre of water is advised against diamond back moth in cauliflower and cabbage.
<b>Chili</b>	Flowering & fruiting	<b>Thrips</b> →  Leaf curling Virus →  Anthracnose → 	In present weather conditions severe attack of thrips has been reported. Spray Triazophos 40 EC @ 10 ml or Acephate 75 SP 10 g or Fipronil 5 SC 20 ml per 10 l of water after fruit picking. Apply Neem based insecticide. In present weather conditions, rouging of viral infested crop should be done in chilli. Infected plants should be uprooted and buried in the soil. After rouging, spraying of Imidacloprid @ 5 ml per 10litre of water is advised for control the vector, when sky remains clear. Spray <b>Mencozeb 27gm</b> in 10 liters of water
<b>Mango</b>	Flowering	<b>Blossom midge and Leaf hopper</b> →  <b>Powdery Mildew</b> →	To prevent damage spray <b>imidacloprid 5 ml/10 litres of water.</b>  Spray 15 ml <b>Hexaconzole</b> in 10 liters of water.

			
<p><b>Livestock &amp; poultry</b></p> 	<p>Keep animal shed hygienic and clean to avoid flies and mosquitoes. Spray Deltamethrin or Amitraz 2 ml/litre of water for the control of tick. Carry out vaccination for foot and mouth disease. Check up for reproductive diseases evaluation. Provide ad lib warm water to lactating animals. Keep young calves indoors during night time to avoid cold stress. Carry out sowing of maize for fodder purpose. For milch animals, regularly follow schedule of 1 kg feed + 50 g mineral mixture per 2 liters of milk yield. Feed animals with a mixture of green grass + hay + minerals + dry feed.</p>		

**Technical Officer, GKMS Unit, DFRS, JAU, Targhadia.**



**Gramin Krushi Mausam Seva**  
**Main Dry Farming Research Station**  
**Junagadh Agricultural University**  
**Targhadia (Rajkot) - 360 003**  
**Phone: (0281)2784260(O), 2331686(R)**  
**Fax : ( 0281)2784722, Cell :942756433**



**Agro met Advisory Service bulletin No.-93 for the Morbi district**

(Issued jointly by DFRS, J.A.U., Targhadia (Rajkot) and India Meteorological Department)

(Period 20 to 24 February - 2019)



**Weather forecast until 08-30 hrs of 24/02/2019**

**(2) MORBI DISTRICT:**





	20/02/19	21/02/19	22/02/19	23/02/19	24/02/19
Rainfall (mm)	0	0	0	0	0
Max.Temp.(°C)	33	34	35	35	34
Min.Temp.(°C)	19	18	18	18	18
Total CC (octa)	0	0	1	1	3
RH-I (%)	56	43	64	56	33
RH-II (%)	17	13	21	18	16
Wind Speed (kmph)	6	6	6	10	10
Wind Direction(deg.)	88	277	300	32	234







**Agro meteorological Advisories:**

<b>General Advice</b>	<ul style="list-style-type: none"><li>• <b>Rain fall:</b> Dry and mainly clear to partly cloudy weather forecasted for next five days.</li><li>• <b>Temperature:</b> Maximum and minimum temperature likely to be in range of 33-35°C and 18-19°C, respectively.</li><li>• <b>Relative Humidity:</b> The RH-I and RH-II is likely to be in the range of 33-64% &amp; 13-21, respectively.</li><li>• <b>Wind Direction and Speed:</b> Direction and speed of wind is likely to be E, W, NW, NE, SW and 6-10 km/h, respectively.</li></ul>		
<b>Crops</b>	<b>Stage</b>	<b>Insect/Pest/ Variety</b>	<b>Advisory</b>
<b>Summer Groundnut</b>	Sowing	TAG-24, TG-37-A, TPG-41, GG-2, GJG-31	Carry out sowing of summer groundnut as temperature rises to 22-25° C and give seed treatment of <b>Tebuconazole</b> 1.25 gm/1 kg seed. Apply Single Super Phosphate 312 kg, Ammonium sulphate 125 kg and Castor cake 250 kg/ha OR DAP 108 kg, Gypsum 250 kg and castor cake 250 kg/ha as basal.
<b>Summer Sesame</b>	Preparation for sowing	G.Til-2, G.Til-3	<b>Procure good quality seeds of sesame</b> and carry out sowing of summer SESAME as minimum and maximum

			temperature rises up to 19 °C and 30°C, respectively and give seed treatment of vitavax (Carboxin 37.5% + Thiram 37.5%) or mencozeb or carbendazim 2-3 gm/1 kg seed. Apply Single Super Phosphate 156 kg and 55 kg urea/ha, OR DAP 54 kg and 33 kg urea/ha as basal.
<b>Brinjal</b>	Transplan-ting	Junagadh oblong, Junagadh long, Guj. Bringle-2	Keep planting distance 90 X 60 cm <sup>2</sup> and apply urea 108, single super phosphate 312 and murret of potash 83 kg/ha at sowing time.
<b>Lady finger</b>	Sowing	Guj. Hy.-1 & 2	Keep planting distance 60 X 45 cm <sup>2</sup> and apply urea 108, single super phosphate 312 and murret of potash 83 kg/ha at sowing time.
<b>Ridge gourd</b>	Sowing	Pusanasdar, Jaipuri,	Keep planting distance 1.5 X 0.5 m <sup>2</sup> and apply urea 27, single super phosphate 78 and murret of potash 21 kg/ha at sowing time.
<b>Bottle gourd</b>	Sowing	Junagadh tender long, Pusa summer prolific long	Keep planting distance 2 X 0.5 m <sup>2</sup> and apply urea 108, single super phosphate 312 and murret of potash 83 kg/ha at sowing time.
<b>Sponge guard</b>	Sowing	Pusachikni	Keep planting distance 1.5 X 0.5 m <sup>2</sup> and apply urea 27, single super phosphate 78 and murret of potash 21 kg/ha at sowing time.
<b>Bitter guard</b>	Sowing	Priya, Pusadomosmi	Keep planting distance 1.0 X 1.0 m <sup>2</sup> and apply urea 65, single super phosphate 375 and murret of potash 100 kg/ha at sowing time.
<b>Cluster bean</b>	Sowing	Pusasadabahar, Pusanavbahar, IC-11388	Keep planting distance 60 X 30 cm <sup>2</sup> and apply urea 55, single super phosphate 235 and murret of potash 63kg/ha at sowing time.
<b>Water melon</b>	Sowing	Sugar baby, Arkajyoti	Keep planting distance 2.0 X 1.0 m <sup>2</sup> and apply urea 108, single super phosphate 312 and murret of potash 83 kg/ha at sowing time.
<b>Garlic</b>	Bulb development	<b>Thrips and</b>  <b>Alternaria leaf blight</b> 	<p><b>Heavy attack of thrips observed due to migration from harvested cotton field, for control spray neem seed extract 5% and make alternative sprays of profenofos 20 ml and lambda-cyhalothrin 14 ml in 10 liters of water at 10 days interval.</b></p> <p>The disease infestation observed in standing crop. Due to cloudy weather increase periods between irrigations means do not over irrigate the crop.</p> <p><b>Make two Spray 27 gmMencozeb/10 liters of water at 10 days interval.</b></p>
<b>Chick pea</b>	Pod development/ Physiological maturity	Heliothes	<p>Under present weather condition heliothes infestation observed in chickpea. So, Monitor the crop regularly for heliothes and prodenia infestation.</p> <ul style="list-style-type: none"> <li>• “T” shaped bird perches in and around crop field to be</li> </ul>



			<p>installed for controlling the insect population.</p> <ul style="list-style-type: none"> <li>• Spray <b>neem seed extract</b> 5 % or neem seed oil 50 ml in 10 litres of water.</li> <li>• If infestation cross ETL spray 3 ml <b>Spinosad</b> in 10 liters of water.</li> <li>• <b>Also to prevent blight disease infestation spray Mencozeb 27 gm in 10 liters of water at 10 days interval as precautionary measure.</b></li> </ul>
<b>Wheat</b>	Milking/Physiological maturity	-	<p>Apply irrigation at critical stage without stress.</p> <p><b>To improve the quality of wheat grain spray 2 % uria solution before the last irrigation and spray mancozeb @ 25 gm/10 lit of water.</b></p>
<b>Cumin</b>	Grain development /Physiological maturity	<p><b>Thrips</b></p> <p><b>Blight and Powery mildew</b></p>  	<p>Under present weather condition attack of thrips and aphids has been reported spray <b>Acetamiprid 5 gm/10</b> liters of water.</p> <p>Under present weather condition spray <b>Hexaconazole</b> 15 ml/10 liters of water to prevent blight and powdery mildew infestation.</p>
<b>Coriander</b>	Physiological maturity	-	<p>Harvest at proper maturity, heap harvested plants as sun rays do not fall directly on coriander seeds, directly to maintain green colour for quality.</p>
<b>Onion</b>	Growth/harvesting	<p>Thrips</p> <p>Purple blotch →</p> 	<p><b>For thrips control spray neem seed extract 5% and Make alternative sprays of profenofos 20 ml and lambda-cyhalothrin 14 ml in 10 liters of water at 10 days interval. .</b></p> <p>Spray <b>Mencozeb</b> 25 gm and <b>hexaconazole</b> 15 ml in 10 liters of water at 10 days interval.</p>
<b>Brinjal&amp; Tomato</b>	Flowering/fruiting	<p><b>Sucking pest</b> →</p> <p><b>&amp;Fruit borer</b></p>	<p>To control sucking pest spray <b>neem seed extract</b> 5 % or neem seed oil 50 ml and 20 ml <b>Trizophos</b> in 10 liters of water at 15 days</p> <p>In brinjal and tomato constant monitoring of borers</p>

			by using pheromone traps 4-6 per acre is advised, If insect population is above ETL than spraying of Chlorpyrifos 20 EC 20 ml or DDVP 76 EC 7 ml or Emamectin Benzoate 5 WP 3 g or Chlorantraniliprole 18.5 SC 3 ml or Cypermethrin 10 EC 10 ml per 10 l of water is advise against fruit borer.
<b>Cabbage and cauliflower</b>	Growth & fruiting	Diamond back moth	If insect population is above ETL than spraying of Spinosad 3.0 ml/10 litre of water is advised against diamond back moth in cauliflower and cabbage.
<b>Chili</b>	Flowering & fruiting	<b>Thrips</b> →  Leaf curling <b>Virus</b> →  <b>Anthracnose</b> → 	In present weather conditions severe attack of thrips has been reported. Spray Triazophos 40 EC @ 10 ml or Acephate 75 SP 10 g or Fipronil 5 SC 20 ml per 10 l of water after fruit picking. Apply Neem based insecticide. In present weather conditions, rouging of viral infested crop should be done in chilli. Infected plants should be uprooted and buried in the soil. After rouging, spraying of Imidacloprid @ 5 ml per 10litre of water is advised for control the vector, when sky remains clear. Spray <b>Mencozeb 27gm</b> in 10 liters of water
<b>Mango</b>	Flowering	<b>Blossom midge and Leaf hopper</b> →  <b>Powdery Mildew</b> → 	To prevent damage spray <b>imidacloprid 5</b> ml/10 litres of water.  Spray 15 ml <b>Hexaconzole</b> in 10 liters of water.
<b>Livestock &amp; poultry</b> 	Keep animal shed hygienic and clean to avoid flies and mosquitoes. Spray Deltamethrin or Amitraz 2 ml/litre of water for the control of tick. Carry out vaccination for foot and mouth disease. Check up for reproductive diseases evaluation. Provide ad lib warm water to lactating animals. Keep young calves indoors during night time to avoid cold stress. Carry out sowing of maize for fodder purpose. For milch animals, regularly follow schedule of 1 kg feed + 50 g mineral mixture per 2 liters of milk yield. Feed animals with a mixture of green grass + hay + minerals + dry feed.		

**Technical Officer, GKMS Unit, DFRS, JAU, Targhadia.**



**GraminKrushiMausamSeva**  
**Main Dry Farming Research Station**  
**Junagadh Agricultural University**  
**Targhadia (Rajkot) - 360 003**  
**Phone: (0281)2784260(O), 2331686(R)**  
**Fax : ( 0281)2784722, Cell :94277 28523**



**Agro met Advisory Service bulletin No.-93 for the Jamnagar district**

(Issued jointly by DFRS, J.A.U., Targhadia (Rajkot) and India Meteorological Department)

(Period 20 to 24 February - 2019)



**Weather forecast until 08-30 hrs of 24/02/2019**





**(3) JAMNAGAR DISTRICT:**







	20/02/19	21/02/19	22/02/19	23/02/19	24/02/19
Rainfall (mm)	0	0	0	0	0
Max. Temp.(°C)	27	27	27	27	28
Min. Temp.(°C)	22	22	22	22	23
Total CC (octa)	1	1	1	1	3
RH-I (%)	85	89	85	61	45
RH-II (%)	50	49	51	36	28
Wind Speed (kmph)	5	12	15	12	16
Wind Direction(deg.)	267	301	339	26	232

**Agro meteorological Advisories:-**

<b>General Advice</b>	<ul style="list-style-type: none"> <li>• <b>Rain fall:</b> Dry and mainly clear to partly cloudy weather forecasted for next five days.</li> <li>• <b>Temperature:</b> Maximum and minimum temperature likely to be in range of 27-28°C and 22-23°C, respectively.</li> <li>• <b>Relative Humidity:</b> The RH-I and RH-II is likely to be in the range of 45-89% &amp; 28-51, respectively.</li> <li>• <b>Wind Direction and Speed:</b> Direction and speed of wind is likely to be W, NW, N, NE, SW and 5-16 km/h, respectively.</li> </ul>		
<b>Crops</b>	<b>Stage</b>	<b>Insect/Pest/ Variety</b>	<b>Advisory</b>
<b>Summer Groundnut</b>	Sowing	TAG-24, TG-37-A, TPG-41, GG-2, GJG-31	Carry out sowing of summer groundnut as temperature rises to 22-25° C and give seed treatment of <b>Tebuconazole</b> 1.25 gm/1 kg seed. Apply Single Super Phosphate 312 kg, Ammonium sulphate 125 kg and Castor cake 250 kg/ha OR DAP 108 kg, Gypsum 250 kg and castor cake 250 kg/ha as basal.
<b>Summer Sesame</b>	Preparation for sowing	G.Til-2, G.Til-3	<b>Procure good quality seeds of sesame</b> and carry out sowing of summer SESAME as minimum and maximum temperature rises up to 19 °C and 30°C, respectively and give seed treatment of vitavax (Carboxin 37.5% +

			Thiram 37.5%) or mencozeb or carbendazim 2-3 gm/1 kg seed. Apply Single Super Phosphate 156 kg and 55 kg urea/ha, OR DAP 54 kg and 33 kg urea/ha as basal.
<b>Brinjal</b>	Transplan-ting	Junagadh oblong, Junagadh long, Guj. Bringle-2	Keep planting distance 90 X 60 cm <sup>2</sup> and apply urea 108, single super phosphate 312 and murret of potash 83 kg/ha at sowing time.
<b>Lady finger</b>	Sowing	Guj. Hy.-1 & 2	Keep planting distance 60 X 45 cm <sup>2</sup> and apply urea 108, single super phosphate 312 and murret of potash 83 kg/ha at sowing time.
<b>Ridge gourd</b>	Sowing	Pusanasdar, Jaipuri,	Keep planting distance 1.5 X 0.5 m <sup>2</sup> and apply urea 27, single super phosphate 78 and murret of potash 21 kg/ha at sowing time.
<b>Bottle gourd</b>	Sowing	Junagadh tender long, Pusa summer prolific long	Keep planting distance 2 X 0.5 m <sup>2</sup> and apply urea 108, single super phosphate 312 and murret of potash 83 kg/ha at sowing time.
<b>Sponge guard</b>	Sowing	Pusachikni	Keep planting distance 1.5 X 0.5 m <sup>2</sup> and apply urea 27, single super phosphate 78 and murret of potash 21 kg/ha at sowing time.
<b>Bitter guard</b>	Sowing	Priya, Pusadomosmi	Keep planting distance 1.0 X 1.0 m <sup>2</sup> and apply urea 65, single super phosphate 375 and murret of potash 100 kg/ha at sowing time.
<b>Cluster bean</b>	Sowing	Pusasadabahr, Pusanavbahar, IC-11388	Keep planting distance 60 X 30 cm <sup>2</sup> and apply urea 55, single super phosphate 235 and murret of potash 63kg/ha at sowing time.
<b>Water melon</b>	Sowing	Sugar baby, Arkajyoti	Keep planting distance 2.0 X 1.0 m <sup>2</sup> and apply urea 108, single super phosphate 312 and murret of potash 83 kg/ha at sowing time.
<b>Garlic</b>	Bulb development	<b>Thrips and</b>  <b>Alternaria leaf blight</b> 	<p><b>Heavy attack of thrips observed due to migration from harvested cotton field, for control spray neem seed extract 5% and make alternative sprays of profenofos 20 ml and lambda-cyhalothrin 14 ml in 10 liters of water at 10 days interval.</b></p> <p>The disease infestation observed in standing crop. Due to cloudy weather increase periods between irrigations means do not over irrigate the crop.</p> <p><b>Make two Spray 27 gmMencozeb/10 liters of water at 10 days interval.</b></p>
<b>Chick pea</b>	Pod development/ Physiological maturity	Heliothes	<p>Under present weather condition heliothes infestation observed in chickpea. So, Monitor the crop regularly for heliothes and prodenia infestation.</p> <ul style="list-style-type: none"> <li>• “T” shaped bird perches in and around crop field to be installed for controlling the insect population.</li> <li>• Spray <b>neem seed extract</b> 5 % or neem</li> </ul>

			<p>seed oil 50 ml in 10 litres of water.</p> <ul style="list-style-type: none"> <li>If infestation cross ETL spray 3 ml <b>Spinosad</b> in 10 liters of water.</li> <li><b>Also to prevent blight disease infestation spray Mencozeb 27 gm in 10 liters of water at 10 days interval as precautionary measure.</b></li> </ul>
<b>Wheat</b>	Milking/Physiological maturity	-	<p>Apply irrigation at critical stage without stress.</p> <p><b>To improve the quality of wheat grain spray 2 % uria solution before the last irrigation and spray mancozeb @ 25 gm/10 lit of water.</b></p>
<b>Cumin</b>	Grain development /Physiological maturity	<p><b>Thrips</b></p> <p><b>Blight and Powery mildew</b></p>  	<p>Under present weather condition attack of thrips and aphids has been reported spray <b>Acetamiprid 5 gm/10</b> liters of water.</p> <p>Under present weather condition spray <b>Hexaconazole 15 ml/10</b> liters of water to prevent blight and powdery mildew infestation.</p>
<b>Coriander</b>	Physiological maturity	-	<p>Harvest at proper maturity, heap harvested plants as sun rays do not fall directly on coriander seeds, directly to maintain green colour for quality.</p>
<b>Onion</b>	Growth/harvesting	<p>Thrips</p> <p>Purple blotch →</p> 	<p><b>For thrips control spray neem seed extract 5% and Make alternative sprays of profenofos 20 ml and lambda-cyhalothrin 14 ml in 10 liters of water at 10 days interval. .</b></p> <p>Spray <b>Mencozeb 25 gm</b> and <b>hexaconazole 15 ml</b> in 10 liters of water at 10 days interval.</p>
<b>Brinjal&amp; Tomato</b>	Flowering/fruiting	<p><b>Sucking pest</b> → &amp;<b>Fruit borer</b></p>	<p>To control sucking pest spray <b>neem seed extract 5 %</b> or neem seed oil 50 ml and 20 ml <b>Trizophos</b> in 10 liters of water at 15 days</p> <p>In brinjal and tomato constant monitoring of borers by using pheromone traps 4-6 per acre is advised, If insect population is above ETL than spraying of</p>

			Chlorpyrifos 20 EC 20 ml or DDVP 76 EC 7 ml or Emamectin Benzoate 5 WP 3 g or Chlorantraniliprole 18.5 SC 3 ml or Cypermethrin 10 EC 10 ml per 10 l of water is advise against fruit borer.
<b>Cabbage and cauliflower</b>	Growth & fruiting	Diamond back moth	If insect population is above ETL than spraying of Spinosad 3.0 ml/10 litre of water is advised against diamond back moth in cauliflower and cabbage.
<b>Chili</b>	Flowering & fruiting	<b>Thrips</b> →  Leaf curling <b>Virus</b> →  <b>Anthracnose</b> → 	<p>In present weather conditions severe attack of thrips has been reported. Spray Triazophos 40 EC @ 10 ml or Acephate 75 SP 10 g or Fipronil 5 SC 20 ml per 10 l of water after fruit picking. Apply Neem based insecticide.</p> <p>In present weather conditions, rouging of viral infested crop should be done in chilli. Infected plants should be uprooted and buried in the soil. After rouging, spraying of Imidacloprid @ 5 ml per 10litre of water is advisedfor control the vector, when sky remains clear.</p> <p>Spray <b>Mencozeb 27gm</b> in 10 liters of water</p>
<b>Mango</b>	Flowering	<b>Blossom midge and Leaf hopper</b> →  <b>Powdery Mildew</b> → 	<p>To prevent damage spray <b>imidacloprid 5</b> ml/10 litres of water.</p> <p>Spray 15 ml <b>Hexaconzole</b> in 10 liters of water.</p>
<b>Livestock &amp; poultry</b> 	<p>Keep animal shed hygienic and clean to avoid flies and mosquitoes. Spray Deltamethrin or Amitraz 2 ml/litre of water for the control of tick. Carry out vaccination for foot and mouth disease. Check up for reproductive diseases evaluation. Provide ad lib warm water to lactating animals. Keep young calves indoors during night time to avoid cold stress. Carry out sowing of maize for fodder purpose. For milch animals, regularly follow schedule of 1 kg feed + 50 g mineral mixture per 2 liters of milk yield. Feed animals with a mixture of green grass + hay + minerals + dry feed.</p>		

**Technical Officer, GKMS Unit, DFRS, JAU, Targhadia.**



**Gramin Krushi Mausam Seva**  
**Main Dry Farming Research Station**  
**Junagadh Agricultural University**  
**Targhadia (Rajkot) - 360 003**  
**Phone: (0281)2784260(O), 2331686(R)**  
**Fax : ( 0281)2784722, Cell :94277 28523**



**Agro met Advisory Service bulletin No.-93 for the Devbhoomi Dwarka district**

(Issued jointly by DFRS, J.A.U., Targhadia (Rajkot) and India Meteorological Department)

(Period 20 to 24 February - 2019)



**Weather forecast until 08-30 hrs of 24/02/2019**

**(4) DEVBHOOMI DWARKA DISTRICT:**





	20/02/19	21/02/19	22/02/19	23/02/19	24/02/19
Rainfall (mm)	0	0	0	0	0
Max. Temp.(°C)	26	26	26	26	27
Min. Temp.(°C)	21	22	22	22	22
Total CC (octa)	0	0	1	0	3
RH-I (%)	85	90	85	63	46
RH-II (%)	47	47	50	33	24
Wind Speed (kmph)	3	9	15	11	16
Wind Direction(deg.)	282	300	338	14	308







**Agro meteorological Advisories:-**

<b>General Advice</b>	<ul style="list-style-type: none"> <li>• <b>Rain fall:</b> Dry and mainly clear to partly cloudy weather forecasted for next five days.</li> <li>• <b>Temperature:</b> Maximum and minimum temperature likely to be in range of 26-27°C and 21-22°C, respectively.</li> <li>• <b>Relative Humidity:</b> The RH-I and RH-II is likely to be in the range of 46-90% &amp; 24-50, respectively.</li> <li>• <b>Wind Direction and Speed:</b> Direction and speed of wind is likely to be W, NW, N and 3-16 km/h, respectively.</li> </ul>		
<b>Crops</b>	<b>Stage</b>	<b>Insect/Pest/ Variety</b>	<b>Advisory</b>
<b>Summer Groundnut</b>	Sowing	TAG-24, TG-37-A, TPG-41, GG-2, GJG-31	Carry out sowing of summer groundnut as temperature rises to 22-25° C and give seed treatment of <b>Tebuconazole</b> 1.25 gm/1 kg seed. Apply Single Super Phosphate 312 kg, Ammonium sulphate 125 kg and Castor cake 250 kg/ha OR DAP 108 kg, Gypsum 250 kg and castor cake 250 kg/ha as basal.
<b>Summer Sesame</b>	Preparation for sowing	G.Til-2, G.Til-3	<b>Procure good quality seeds of sesame</b> and carry out sowing of summer SESAME as minimum and maximum temperature rises up to 19 °C and 30°C, respectively and give seed treatment of vitavax (Carboxin 37.5% +

			Thiram 37.5%) or mencozeb or carbendazim 2-3 gm/1 kg seed. Apply Single Super Phosphate 156 kg and 55 kg urea/ha, OR DAP 54 kg and 33 kg urea/ha as basal.
<b>Brinjal</b>	Transplan-ting	Junagadh oblong, Junagadh long, Guj. Bringle-2	Keep planting distance 90 X 60 cm <sup>2</sup> and apply urea 108, single super phosphate 312 and murret of potash 83 kg/ha at sowing time.
<b>Lady finger</b>	Sowing	Guj. Hy.-1 & 2	Keep planting distance 60 X 45 cm <sup>2</sup> and apply urea 108, single super phosphate 312 and murret of potash 83 kg/ha at sowing time.
<b>Ridge gourd</b>	Sowing	Pusanasdar, Jaipuri,	Keep planting distance 1.5 X 0.5 m <sup>2</sup> and apply urea 27, single super phosphate 78 and murret of potash 21 kg/ha at sowing time.
<b>Bottle gourd</b>	Sowing	Junagadh tender long, Pusa summer prolific long	Keep planting distance 2 X 0.5 m <sup>2</sup> and apply urea 108, single super phosphate 312 and murret of potash 83 kg/ha at sowing time.
<b>Sponge guard</b>	Sowing	Pusachikni	Keep planting distance 1.5 X 0.5 m <sup>2</sup> and apply urea 27, single super phosphate 78 and murret of potash 21 kg/ha at sowing time.
<b>Bitter guard</b>	Sowing	Priya, Pusadomosmi	Keep planting distance 1.0 X 1.0 m <sup>2</sup> and apply urea 65, single super phosphate 375 and murret of potash 100 kg/ha at sowing time.
<b>Cluster bean</b>	Sowing	Pusasadabahr, Pusanavbahar, IC-11388	Keep planting distance 60 X 30 cm <sup>2</sup> and apply urea 55, single super phosphate 235 and murret of potash 63kg/ha at sowing time.
<b>Water melon</b>	Sowing	Sugar baby, Arkajyoti	Keep planting distance 2.0 X 1.0 m <sup>2</sup> and apply urea 108, single super phosphate 312 and murret of potash 83 kg/ha at sowing time.
<b>Garlic</b>	Bulb development	<p><b>Thrips and</b></p>  <p><b>Alternaria leaf blight</b></p> 	<p><b>Heavy attack of thrips observed due to migration from harvested cotton field, for control spray neem seed extract 5% and make alternative sprays of profenofos 20 ml and lambda-cyhalothrin 14 ml in 10 liters of water at 10 days interval.</b></p> <p>The disease infestation observed in standing crop. Due to cloudy weather increase periods between irrigations means do not over irrigate the crop.</p> <p><b>Make two Spray 27 gmMencozeb/10 liters of water at 10 days interval.</b></p>
<b>Chick pea</b>	Pod development/ Physiological maturity	Heliothes	<p>Under present weather condition heliothes infestation observed in chickpea. So, Monitor the crop regularly for heliothes and prodenia infestation.</p> <ul style="list-style-type: none"> <li>• “T” shaped bird perches in and around crop field to be installed for controlling the insect population.</li> <li>• Spray <b>neem seed extract</b> 5 % or neem</li> </ul>



			<p>seed oil 50 ml in 10 litres of water.</p> <ul style="list-style-type: none"> <li>If infestation cross ETL spray 3 ml <b>Spinosad</b> in 10 liters of water.</li> <li><b>Also to prevent blight disease infestation spray Mencozeb 27 gm in 10 liters of water at 10 days interval as precautionary measure.</b></li> </ul>
<b>Wheat</b>	Milking/Physiological maturity	-	<p>Apply irrigation at critical stage without stress.</p> <p><b>To improve the quality of wheat grain spray 2 % uria solution before the last irrigation and spray mancozeb @ 25 gm/10 lit of water.</b></p>
<b>Cumin</b>	Grain development /Physiological maturity	<p><b>Thrips</b></p> <p><b>Blight and Powery mildew</b></p>  	<p>Under present weather condition attack of thrips and aphids has been reported spray <b>Acetamiprid 5 gm/10</b> liters of water.</p> <p>Under present weather condition spray <b>Hexaconazole 15 ml/10</b> liters of water to prevent blight and powdery mildew infestation.</p>
<b>Coriander</b>	Physiological maturity	-	<p>Harvest at proper maturity, heap harvested plants as sun rays do not fall directly on coriander seeds, directly to maintain green colour for quality.</p>
<b>Onion</b>	Growth/harvesting	<p>Thrips</p> <p>Purple blotch →</p> 	<p><b>For thrips control spray neem seed extract 5% and Make alternative sprays of profenofos 20 ml and lambda-cyhalothrin 14 ml in 10 liters of water at 10 days interval. .</b></p> <p>Spray <b>Mencozeb 25 gm</b> and <b>hexaconazole 15 ml</b> in 10 liters of water at 10 days interval.</p>
<b>Brinjal&amp; Tomato</b>	Flowering/fruiting	<p><b>Sucking pest</b> → &amp;<b>Fruit borer</b></p>	<p>To control sucking pest spray <b>neem seed extract 5 %</b> or neem seed oil 50 ml and 20 ml <b>Trizophos</b> in 10 liters of water at 15 days</p> <p>In brinjal and tomato constant monitoring of borers by using pheromone traps 4-6 per acre is advised, If insect population is above ETL than spraying of</p>

			Chlorpyrifos 20 EC 20 ml or DDVP 76 EC 7 ml or Emamectin Benzoate 5 WP 3 g or Chlorantraniliprole 18.5 SC 3 ml or Cypermethrin 10 EC 10 ml per 10 l of water is advise against fruit borer.
<b>Cabbage and cauliflower</b>	Growth & fruiting	Diamond back moth	If insect population is above ETL than spraying of Spinosad 3.0 ml/10 litre of water is advised against diamond back moth in cauliflower and cabbage.
<b>Chili</b>	Flowering & fruiting	<b>Thrips</b> →  Leaf curling <b>Virus</b> →  <b>Anthracnose</b> → 	<p>In present weather conditions severe attack of thrips has been reported. Spray Triazophos 40 EC @ 10 ml or Acephate 75 SP 10 g or Fipronil 5 SC 20 ml per 10 l of water after fruit picking. Apply Neem based insecticide.</p> <p>In present weather conditions, rouging of viral infested crop should be done in chilli. Infected plants should be uprooted and buried in the soil. After rouging, spraying of Imidacloprid @ 5 ml per 10litre of water is advisedfor control the vector, when sky remains clear.</p> <p>Spray <b>Mencozeb 27gm</b> in 10 liters of water</p>
<b>Mango</b>	Flowering	<b>Blossom midge and Leaf hopper</b> →  <b>Powdery Mildew</b> → 	<p>To prevent damage spray <b>imidacloprid 5</b> ml/10 litres of water.</p> <p>Spray 15 ml <b>Hexaconzole</b> in 10 liters of water.</p>
<b>Livestock &amp; poultry</b> 	<p>Keep animal shed hygienic and clean to avoid flies and mosquitoes. Spray Deltamethrin or Amitraz 2 ml/litre of water for the control of tick. Carry out vaccination for foot and mouth disease. Check up for reproductive diseases evaluation. Provide ad lib warm water to lactating animals. Keep young calves indoors during night time to avoid cold stress. Carry out sowing of maize for fodder purpose. For milch animals, regularly follow schedule of 1 kg feed + 50 g mineral mixture per 2 liters of milk yield. Feed animals with a mixture of green grass + hay + minerals + dry feed.</p>		

**Technical Officer, GKMS Unit, DFRS, JAU, Targhadia.**



**GraminKrushiMausamSeva**  
**Main Dry Farming Research Station**  
**Junagadh Agricultural University**  
**Targhadia (Rajkot) - 360 003**  
**Phone: (0281)2784260(O), 2331686(R)**  
**Fax : ( 0281)2784722, Cell :94277 28523**



**Agro met Advisory Service bulletin No.-93 for the Amreli district**

(Issued jointly by DFRS, J.A.U., Targhadia (Rajkot) and India Meteorological Department)

(Period 20 to 24 February - 2019)



**Weather forecast until 08-30 hrs of 24/02/2019**





**(5) AMRELI DISTRICT:**







	20/02/19	21/02/19	22/02/19	23/02/19	24/02/19
Rainfall (mm)	0	0	0	0	0
Max.Temp.(°C)	35	36	36	36	36
Min.Temp.(°C)	16	15	16	16	16
Total CC (octa)	0	0	0	0	2
RH-I (%)	69	72	78	55	40
RH-II (%)	27	25	33	27	19
Wind Speed (kmph)	6	15	14	13	13
Wind Direction(deg.)	49	325	322	124	214

**Agro meteorological Advisories :**

<b>General Advice</b>	<ul style="list-style-type: none"> <li>• <b>Rain fall:</b> Dry and mainly clear weather forecasted for next five days.</li> <li>• <b>Temperature:</b> Maximum and minimum temperature likely to be in range of 35-36°C and 15-16°C, respectively.</li> <li>• <b>Relative Humidity:</b> The RH-I and RH-II is likely to be in the range of 40-78% &amp; 19-33, respectively.</li> <li>• <b>Wind Direction and Speed:</b> Direction and speed of wind is likely to be NE, NW, SE, SW and 6-15 km/h, respectively.</li> </ul>		
<b>Crops</b>	<b>Stage</b>	<b>Insect/Pest/ Variety</b>	<b>Advisory</b>
<b>Summer Groundnut</b>	Sowing	TAG-24,TG-37-A, TPG-41,GG-2, GJG-31	Carry out sowing of summer groundnut as temperature rises to 22-25° C and give seed treatment of <b>Tebuconazole</b> 1.25 gm/1 kg seed. Apply Single Super Phosphate 312 kg, Ammonium sulphate 125 kg and Castor cake 250 kg/ha OR DAP 108 kg, Gypsum 250 kg and castor cake 250 kg/ha as basal.
<b>Summer Sesame</b>	Preparation for sowing	G.Til-2, G.Til-3	<b>Procure good quality seeds of sesame</b> and carry out sowing of summer SESAME as minimum and maximum temperature rises up to 19 °C and 30°C, respectively and give seed treatment of vitavax (Carboxin 37.5% +

			Thiram 37.5%) or mencozeb or carbendazim 2-3 gm/1 kg seed. Apply Single Super Phosphate 156 kg and 55 kg urea/ha, OR DAP 54 kg and 33 kg urea/ha as basal.
<b>Brinjal</b>	Transplan-ting	Junagadh oblong, Junagadh long, Guj. Bringle-2	Keep planting distance 90 X 60 cm <sup>2</sup> and apply urea 108, single super phosphate 312 and murret of potash 83 kg/ha at sowing time.
<b>Lady finger</b>	Sowing	Guj. Hy.-1 & 2	Keep planting distance 60 X 45 cm <sup>2</sup> and apply urea 108, single super phosphate 312 and murret of potash 83 kg/ha at sowing time.
<b>Ridge gourd</b>	Sowing	Pusanasdar, Jaipuri,	Keep planting distance 1.5 X 0.5 m <sup>2</sup> and apply urea 27, single super phosphate 78 and murret of potash 21 kg/ha at sowing time.
<b>Bottle gourd</b>	Sowing	Junagadh tender long, Pusa summer prolific long	Keep planting distance 2 X 0.5 m <sup>2</sup> and apply urea 108, single super phosphate 312 and murret of potash 83 kg/ha at sowing time.
<b>Sponge guard</b>	Sowing	Pusachikni	Keep planting distance 1.5 X 0.5 m <sup>2</sup> and apply urea 27, single super phosphate 78 and murret of potash 21 kg/ha at sowing time.
<b>Bitter guard</b>	Sowing	Priya, Pusadomosmi	Keep planting distance 1.0 X 1.0 m <sup>2</sup> and apply urea 65, single super phosphate 375 and murret of potash 100 kg/ha at sowing time.
<b>Cluster bean</b>	Sowing	Pusasadabahar, Pusanavbahar, IC-11388	Keep planting distance 60 X 30 cm <sup>2</sup> and apply urea 55, single super phosphate 235 and murret of potash 63kg/ha at sowing time.
<b>Water melon</b>	Sowing	Sugar baby, Arkajyoti	Keep planting distance 2.0 X 1.0 m <sup>2</sup> and apply urea 108, single super phosphate 312 and murret of potash 83 kg/ha at sowing time.
<b>Garlic</b>	Bulb development	<p><b>Thrips and</b></p>  <p><b>Alternaria leaf blight</b></p> 	<p><b>Heavy attack of thrips observed due to migration from harvested cotton field, for control spray neem seed extract 5% and make alternative sprays of profenofos 20 ml and lambda-cyhalothrin 14 ml in 10 liters of water at 10 days interval.</b></p> <p>The disease infestation observed in standing crop. Due to cloudy weather increase periods between irrigations means do not over irrigate the crop.</p> <p><b>Make two Spray 27 gmMencozeb/10 liters of water at 10 days interval.</b></p>
<b>Chick pea</b>	Pod development/ Physiological maturity	Heliothes	<p>Under present weather condition heliothes infestation observed in chickpea. So, Monitor the crop regularly for heliothes and prodenia infestation.</p> <ul style="list-style-type: none"> <li>• “T” shaped bird perches in and around crop field to be installed for controlling the insect population.</li> <li>• Spray <b>neem seed extract</b> 5 % or neem</li> </ul>

			<p>seed oil 50 ml in 10 litres of water.</p> <ul style="list-style-type: none"> <li>If infestation cross ETL spray 3 ml <b>Spinosad</b> in 10 liters of water.</li> <li><b>Also to prevent blight disease infestation spray Mencozeb 27 gm in 10 liters of water at 10 days interval as precautionary measure.</b></li> </ul>
<b>Wheat</b>	Milking/Physiological maturity	-	<p>Apply irrigation at critical stage without stress.</p> <p><b>To improve the quality of wheat grain spray 2 % uria solution before the last irrigation and spray mancozeb @ 25 gm/10 lit of water.</b></p>
<b>Cumin</b>	Grain development /Physiological maturity	<p><b>Thrips</b></p> <p><b>Blight and Powery mildew</b></p>  	<p>Under present weather condition attack of thrips and aphids has been reported spray <b>Acetamiprid 5 gm/10</b> liters of water.</p> <p>Under present weather condition spray <b>Hexaconazole 15 ml/10</b> liters of water to prevent blight and powdery mildew infestation.</p>
<b>Coriander</b>	Physiological maturity	-	<p>Harvest at proper maturity, heap harvested plants as sun rays do not fall directly on coriander seeds, directly to maintain green colour for quality.</p>
<b>Onion</b>	Growth/harvesting	<p>Thrips</p> <p>Purple blotch →</p> 	<p><b>For thrips control spray neem seed extract 5% and Make alternative sprays of profenofos 20 ml and lambda-cyhalothrin 14 ml in 10 liters of water at 10 days interval. .</b></p> <p>Spray <b>Mencozeb 25 gm</b> and <b>hexaconazole 15 ml</b> in 10 liters of water at 10 days interval.</p>
<b>Brinjal&amp; Tomato</b>	Flowering/fruiting	<p><b>Sucking pest</b> → &amp;<b>Fruit borer</b></p>	<p>To control sucking pest spray <b>neem seed extract 5 %</b> or neem seed oil 50 ml and 20 ml <b>Trizophos</b> in 10 liters of water at 15 days</p> <p>In brinjal and tomato constant monitoring of borers by using pheromone traps 4-6 per acre is advised, If insect population is above ETL than spraying of</p>

			Chlorpyrifos 20 EC 20 ml or DDVP 76 EC 7 ml or Emamectin Benzoate 5 WP 3 g or Chlorantraniliprole 18.5 SC 3 ml or Cypermethrin 10 EC 10 ml per 10 l of water is advise against fruit borer.
<b>Cabbage and cauliflower</b>	Growth & fruiting	Diamond back moth	If insect population is above ETL than spraying of Spinosad 3.0 ml/10 litre of water is advised against diamond back moth in cauliflower and cabbage.
<b>Chili</b>	Flowering & fruiting	<b>Thrips</b> →  Leaf curling <b>Virus</b> →  <b>Anthracnose</b> → 	In present weather conditions severe attack of thrips has been reported. Spray Triazophos 40 EC @ 10 ml or Acephate 75 SP 10 g or Fipronil 5 SC 20 ml per 10 l of water after fruit picking. Apply Neem based insecticide. In present weather conditions, rouging of viral infested crop should be done in chilli. Infected plants should be uprooted and buried in the soil. After rouging, spraying of Imidacloprid @ 5 ml per 10litre of water is advisedfor control the vector, when sky remains clear. Spray <b>Mencozeb 27gm</b> in 10 liters of water
<b>Mango</b>	Flowering	<b>Blossom midge and Leaf hopper</b> →  <b>Powdery Mildew</b> → 	To prevent damage spray <b>imidacloprid 5</b> ml/10 litres of water.  Spray 15 ml <b>Hexaconzole</b> in 10 liters of water.
<b>Livestock &amp; poultry</b> 	Keep animal shed hygienic and clean to avoid flies and mosquitoes. Spray Deltamethrin or Amitraz 2 ml/litre of water for the control of tick. Carry out vaccination for foot and mouth disease. Check up for reproductive diseases evaluation. Provide ad lib warm water to lactating animals. Keep young calves indoors during night time to avoid cold stress. Carry out sowing of maize for fodder purpose. For milch animals, regularly follow schedule of 1 kg feed + 50 g mineral mixture per 2 liters of milk yield. Feed animals with a mixture of green grass + hay + minerals + dry feed.		

**Technical Officer, GKMS Unit, DFRS, JAU, Targhadia.**



**Gramin Krushi Mausam Seva**  
**Main Dry Farming Research Station**  
**Junagadh Agricultural University**  
**Targhadia (Rajkot) - 360 003**  
**Phone: (0281)2784260(O), 2331686(R)**  
**Fax : (0281)2784722, Cell:94277 28523**



**Agro met Advisory Service bulletin No.-93 for the Surendranagar district**

(Issued jointly by DFERS, J.A.U., Targhadia (Rajkot) and India Meteorological Department)

(Period 20 to 24 February - 2019)



**Weather forecast until 08-30 hrs of 24/02/2019**

**(6) SURENDRANAGAR DISTRICT:**





	20/02/19	21/02/19	22/02/19	23/02/19	24/02/19
Rainfall (mm)	0	0	0	0	0
Max.Temp.(°C)	33	34	35	35	34
Min.Temp.(°C)	19	18	18	18	18
Total CC (octa)	1	1	2	2	3
RH-I (%)	79	78	78	51	32
RH-II (%)	31	27	37	26	18
Wind Speed (kmph)	4	15	14	12	14
Wind Direction(deg.)	115	307	319	134	168







**Agro meteorological advisories:**

<b>General Advice</b>	<ul style="list-style-type: none"> <li>• <b>Rain fall:</b> Dry and mainly clear to partly cloudy weather forecasted for next five days.</li> <li>• <b>Temperature:</b> Maximum and minimum temperature likely to be in range of 33-35°C and 18-19°C, respectively.</li> <li>• <b>Relative Humidity:</b> The RH-I and RH-II is likely to be in the range of 32-79% &amp; 18-37, respectively.</li> <li>• <b>Wind Direction and Speed:</b> Direction and speed of wind is likely to be SE, NW, S and 4-15 km/h, respectively.</li> </ul>		
<b>Crops</b>	<b>Stage</b>	<b>Insect/Pest/ Variety</b>	<b>Advisory</b>
<b>Summer Groundnut</b>	Sowing	TAG-24, TG-37-A, TPG-41, GG-2, GJG-31	Carry out sowing of summer groundnut as temperature rises to 22-25° C and give seed treatment of <b>Tebuconazole</b> 1.25 gm/1 kg seed. Apply Single Super Phosphate 312 kg, Ammonium sulphate 125 kg and Castor cake 250 kg/ha OR DAP 108 kg, Gypsum 250 kg and castor cake 250 kg/ha as basal.
<b>Summer Sesame</b>	Preparation for sowing	G.Til-2, G.Til-3	<b>Procure good quality seeds of sesame</b> and carry out sowing of summer SESAME as minimum and maximum temperature rises up to 19 °C and 30°C, respectively and give seed treatment of vitavax (Carboxin 37.5% +

			Thiram 37.5%) or mencozeb or carbendazim 2-3 gm/1 kg seed. Apply Single Super Phosphate 156 kg and 55 kg urea/ha, OR DAP 54 kg and 33 kg urea/ha as basal.
<b>Brinjal</b>	Transplan-ting	Junagadh oblong, Junagadh long, Guj. Bringle-2	Keep planting distance 90 X 60 cm <sup>2</sup> and apply urea 108, single super phosphate 312 and murret of potash 83 kg/ha at sowing time.
<b>Lady finger</b>	Sowing	Guj. Hy.-1 & 2	Keep planting distance 60 X 45 cm <sup>2</sup> and apply urea 108, single super phosphate 312 and murret of potash 83 kg/ha at sowing time.
<b>Ridge gourd</b>	Sowing	Pusanasdar, Jaipuri,	Keep planting distance 1.5 X 0.5 m <sup>2</sup> and apply urea 27, single super phosphate 78 and murret of potash 21 kg/ha at sowing time.
<b>Bottle gourd</b>	Sowing	Junagadh tender long, Pusa summer prolific long	Keep planting distance 2 X 0.5 m <sup>2</sup> and apply urea 108, single super phosphate 312 and murret of potash 83 kg/ha at sowing time.
<b>Sponge guard</b>	Sowing	Pusachikni	Keep planting distance 1.5 X 0.5 m <sup>2</sup> and apply urea 27, single super phosphate 78 and murret of potash 21 kg/ha at sowing time.
<b>Bitter guard</b>	Sowing	Priya, Pusadomosmi	Keep planting distance 1.0 X 1.0 m <sup>2</sup> and apply urea 65, single super phosphate 375 and murret of potash 100 kg/ha at sowing time.
<b>Cluster bean</b>	Sowing	Pusasadabahar, Pusanavbahar, IC-11388	Keep planting distance 60 X 30 cm <sup>2</sup> and apply urea 55, single super phosphate 235 and murret of potash 63kg/ha at sowing time.
<b>Water melon</b>	Sowing	Sugar baby, Arkajyoti	Keep planting distance 2.0 X 1.0 m <sup>2</sup> and apply urea 108, single super phosphate 312 and murret of potash 83 kg/ha at sowing time.
<b>Garlic</b>	Bulb development	<p><b>Thrips and</b></p>  <p><b>Alternaria leaf blight</b></p> 	<p><b>Heavy attack of thrips observed due to migration from harvested cotton field, for control spray neem seed extract 5% and make alternative sprays of profenofos 20 ml and lambda-cyhalothrin 14 ml in 10 liters of water at 10 days interval.</b></p> <p>The disease infestation observed in standing crop. Due to cloudy weather increase periods between irrigations means do not over irrigate the crop.</p> <p><b>Make two Spray 27 gmMencozeb/10 liters of water at 10 days interval.</b></p>
<b>Chick pea</b>	Pod development/ Physiological maturity	Heliothes	<p>Under present weather condition heliothes infestation observed in chickpea. So, Monitor the crop regularly for heliothes and prodenia infestation.</p> <ul style="list-style-type: none"> <li>• “T” shaped bird perches in and around crop field to be installed for controlling the insect population.</li> <li>• Spray <b>neem seed extract</b> 5 % or neem</li> </ul>



			<p>seed oil 50 ml in 10 litres of water.</p> <ul style="list-style-type: none"> <li>If infestation cross ETL spray 3 ml <b>Spinosad</b> in 10 liters of water.</li> <li><b>Also to prevent blight disease infestation spray Mencozeb 27 gm in 10 liters of water at 10 days interval as precautionary measure.</b></li> </ul>
<b>Wheat</b>	Milking/Physiological maturity	-	<p>Apply irrigation at critical stage without stress.</p> <p><b>To improve the quality of wheat grain spray 2 % uria solution before the last irrigation and spray mancozeb @ 25 gm/10 lit of water.</b></p>
<b>Cumin</b>	Grain development /Physiological maturity	<p><b>Thrips</b></p> <p><b>Blight and Powery mildew</b></p>  	<p>Under present weather condition attack of thrips and aphids has been reported spray <b>Acetamiprid 5 gm/10</b> liters of water.</p> <p>Under present weather condition spray <b>Hexaconazole 15 ml/10</b> liters of water to prevent blight and powdery mildew infestation.</p>
<b>Coriander</b>	Physiological maturity	-	<p>Harvest at proper maturity, heap harvested plants as sun rays do not fall directly on coriander seeds, directly to maintain green colour for quality.</p>
<b>Onion</b>	Growth/harvesting	<p>Thrips</p> <p>Purple blotch →</p> 	<p><b>For thrips control spray neem seed extract 5% and Make alternative sprays of profenofos 20 ml and lambda-cyhalothrin 14 ml in 10 liters of water at 10 days interval. .</b></p> <p>Spray <b>Mencozeb 25 gm</b> and <b>hexaconazole 15 ml</b> in 10 liters of water at 10 days interval.</p>
<b>Brinjal&amp; Tomato</b>	Flowering/fruiting	<p><b>Sucking pest</b> → &amp;<b>Fruit borer</b></p>	<p>To control sucking pest spray <b>neem seed extract 5 %</b> or neem seed oil 50 ml and 20 ml <b>Trizophos</b> in 10 liters of water at 15 days</p> <p>In brinjal and tomato constant monitoring of borers by using pheromone traps 4-6 per acre is advised, If insect population is above ETL than spraying of</p>

			Chlorpyrifos 20 EC 20 ml or DDVP 76 EC 7 ml or Emamectin Benzoate 5 WP 3 g or Chlorantraniliprole 18.5 SC 3 ml or Cypermethrin 10 EC 10 ml per 10 l of water is advise against fruit borer.
<b>Cabbage and cauliflower</b>	Growth & fruiting	Diamond back moth	If insect population is above ETL than spraying of Spinosad 3.0 ml/10 litre of water is advised against diamond back moth in cauliflower and cabbage.
<b>Chili</b>	Flowering & fruiting	<b>Thrips</b> →  Leaf curling <b>Virus</b> →  <b>Anthracnose</b> → 	<p>In present weather conditions severe attack of thrips has been reported. Spray Triazophos 40 EC @ 10 ml or Acephate 75 SP 10 g or Fipronil 5 SC 20 ml per 10 l of water after fruit picking. Apply Neem based insecticide.</p> <p>In present weather conditions, rouging of viral infested crop should be done in chilli. Infected plants should be uprooted and buried in the soil. After rouging, spraying of Imidacloprid @ 5 ml per 10litre of water is advisedfor control the vector, when sky remains clear.</p> <p>Spray <b>Mencozeb 27gm</b> in 10 liters of water</p>
<b>Mango</b>	Flowering	<b>Blossom midge and Leaf hopper</b> →  <b>Powdery Mildew</b> → 	<p>To prevent damage spray <b>imidacloprid 5</b> ml/10 litres of water.</p> <p>Spray 15 ml <b>Hexaconzole</b> in 10 liters of water.</p>
<b>Livestock &amp; poultry</b> 	<p>Keep animal shed hygienic and clean to avoid flies and mosquitoes. Spray Deltamethrin or Amitraz 2 ml/litre of water for the control of tick. Carry out vaccination for foot and mouth disease. Check up for reproductive diseases evaluation. Provide ad lib warm water to lactating animals. Keep young calves indoors during night time to avoid cold stress. Carry out sowing of maize for fodder purpose. For milch animals, regularly follow schedule of 1 kg feed + 50 g mineral mixture per 2 liters of milk yield. Feed animals with a mixture of green grass + hay + minerals + dry feed.</p>		

**Technical Officer, GKMS Unit, DFRS, JAU, Targhadia.**